
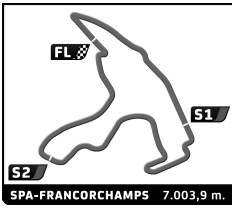


SPA EURO RACE

SUPERCAR CHALLENGE

Results Booklet





SUPERCAR CHALLENGE

SPA EURO RACE

FREE PRACTICE 1

Classification


Nr.	Drivers	Team	Car	Cl	Time	Lap	Total	Gap	Kph
1	190 J. SMET / J. PEREZ AICART	Monlau Competition	RENAULT RS01 GT3	SGT	2:22.529	11	12	-	176.9
2	171 H. THUIS	PUMAXS Racing	PUMA RT	SGT	2:24.891	5	7	+2.362	174.0
3	103 H. ZUMBRINK	Volvo Reede Racing by DayTec	VOLVO S60 V8	SGT	2:27.245	7	11	+4.716	171.2
4	154 A. DE MARTIN / B. CLUCAS	Escuela Espanola de Pilotes	MOSLER MT900	SGT	2:28.167	3	12	+5.638	170.2
5	173 B. VAN ELK	BlueBerry Racing	MOSLER MT900R	SGT	2:28.426	7	12	+5.897	169.9
6	155 T. MYSZKOWSKI / A. LEWANDOWSKI	GT3 POLAND	Lamborghini Huracan Supertronic	SGT	2:28.778	5	7	+6.249	169.5
7	304 M. VAN BERLO	Van Berlo Racing	PORSCHE 997 GT3	GTB	2:30.612	11	12	+8.083	167.4
8	311 W. SLUYS / C. MATTHEUS	JR Motorsport	BMW M4 SILHOUETTE	GTB	2:33.043	9	10	+10.514	164.8
9	325 K. BOGAERTS / M. VAN DER AA	SDW Shipping by JR Motorsport	BMW M4 SILHOUETTE	GTB	2:33.212	14	15	+10.683	164.6
10	324 O. FREYMUTH	AKF Motorsport	RENAULT MEGANE TROPHY	GTB	2:33.786	10	10	+11.257	164.0
11	322 C. EUSER / D. ALLEMAG		Marcos Mantis	GTB	2:34.022	4	10	+11.493	163.7
12	153 K. KANAROGLOU / O. CAMPOS HULL	Escuela Espanola de Pilotes	MOSLER MT900	SGT	2:35.608	2	3	+13.079	162.0
13	402 E. VAN DEN MUNCKHOF	Munckhof Racing / Vd Pas Racing	BMW Z4	SPS	2:35.758	4	13	+13.229	161.9
14	459 M. VAN DE MAAT / P. SCHREURS	BS Racing Team	BMW E46 GTR	SPS	2:37.403	11	13	+14.874	160.2
15	369 A. BOSMAN	ABW Racing	PORSCHE 997 GT3	GTB	2:37.991	10	10	+15.462	159.6
16	445 R. VAN DEN BERG / H. DELNOU	Strandpark Kustlicht	BMW	SPS	2:38.469	5	10	+15.940	159.1
17	412 D. WAGTMANS / L. BRANCKAERTS	VGL Racing	SAKER RAPX	SPS	2:39.104	6	11	+16.575	158.5
18	422 D. HOUWELING / A. RINGELBERG	Ferry Monster Autosport	SEAT SPORT LEON CUP RACER	SPS	2:39.216	11	14	+16.687	158.4
19	488 D. KRAYEM / B. SCRIVENS	Krayem Racing	GINETTA G50 GT4	SPS	2:40.944	6	12	+18.415	156.7
20	408 T. VAN VLIET	JR Motorsport	BMW E92 M3	SPS	2:41.951	7	10	+19.422	155.7
21	309 D. SCHULZ / J. SCHULZ	Topper Team	PORSCHE 997 GT3	GTB	2:43.316	9	14	+20.787	154.4
22	471 J. VAN DER KOOI / P. SPEELMAN	Van der Kooi Racing	LOTUS EXIGE	SPS	2:44.263	3	11	+21.734	153.5
23	417 P. ENTIENNE BORDET / A. VERIN	Delahaye Racing Team	PORSCHE CAYMAN GT4 CS	SPS	2:44.521	6	13	+21.992	153.3
24	444 R. VAN LOON / L. VAN LOON	BlueBerry Racing	BMW E46 M3	SPS	2:45.551	7	9	+23.022	152.3
25	509 B. DROST / N. KOOL	DAYVTEC engineering	BMW 135i	SPO	2:48.779	6	13	+26.250	149.4
26	516 J. VANNERUM / M. VANNERUM / J. BEHETS	Vannerum Motorsport	BMW 235i RACING CUP	SPO	2:49.602	11	13	+27.073	148.7
27	526 H. WISSELINK / T. RUTGERS	Bronchorst Car Racing	BMW M130i	SPO	2:50.524	13	13	+27.995	147.9
28	577 S. VAN OORD	Spirit Racing	RENAULT CLIO RS 2.0	SPO	2:50.587	12	12	+28.058	147.8
29	555 C. BERGSMAN / P. DE JONG	Van der Kooi Racing	LOTUS EXIGE	SPO	2:50.866	12	13	+28.337	147.6
30	435 H. OOSTEN / S. BLIJZITTER	Racing Team Oosten & Bijzitter	BMW ZILHOUETTE	SPS	2:52.395	3	10	+29.866	146.3
31	513 K. TROEJEN / W. LEWERS	AT Motorsport	FORD FOCUS SILHOUETTE	SPO	2:53.713	10	11	+31.184	145.1
32	525 C. VOET / B. VAN DEN BROECK	Traxx Racing	PEUGOT RCZ	SPO	2:54.465	3	10	+31.936	144.5
33	503 R. NIEMAN	Spirit Racing	RENAULT CLIO RS 2.0	SPO	2:55.746	8	12	+33.217	143.5
34	519 M. HERMANS	Raceteam The Inside	ZILHOUETTE SPORT	SPO	2:57.161	3	9	+34.632	142.3
35	523 J. VELDBOER / P. DE GIER	Spirit Racing	RENAULT CLIO RS 2.0	SPO	3:06.522	3	11	+43.993	135.2
36	105 M. DONTJE	DayVTec	LMP3	SGT					
37	172 J. LEQUEUX	Prime Racing	GINETTA NISSAN LMP3	SGT			1		
38	307 N. VAN DIERENDONCK / M. VAN DE RYSE	DVB Racing	PORSCHE 991 CUP	GTB					
39	326 J. JANSEN	JJ Racing	PORSCHE 997 CUP	GTB					
40	416 B. SCHOUTEN / J. SCHOUTEN	JR Motorsport	BMW M3 E90 WTCC	SPS			1		
41	420 D. DE BORST / M. DE KLEIJN	FEBO Racing Team / FMA	SEAT SPORT LEON CUP RACER	SPS					
42	454 D. STRINGFELLOW	Intersport Racing	BMW E92 M3	SPS					

Fastest Lap	Lap 11	Jurgen SMET	2:22.529	176.9 Kph
--------------------	--------	-------------	-----------------	-----------

Published at:

Track Status: **DRY**

Race Director:	Timekeeper:
-----------------------	--------------------

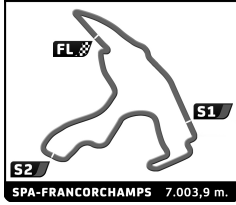


SUPERCAR CHALLENGE

SPA EURO RACE FREE PRACTICE 1

Best Sector Times


SECTOR 1			SECTOR 2			SECTOR 3			Pos	Team	Cl	Ideal Lap	Best Lap
Pos	Driver	Time	Driver	Time	Driver	Time	Pos	Team					
1	190 J.SMET	39.879	190 J.SMET	1:05.526	190 J.SMET	36.130	1	190 Monlau Competition	SGT	2:21.535	2:22.529	(1)	
2	171 H.THUIS	40.014	171 H.THUIS	1:07.891	171 H.THUIS	36.571	2	171 PUMAXS Racing	SGT	2:24.476	2:24.891	(2)	
3	103 H.ZUMBRINK	40.377	154 A.DE MARTIN	1:08.312	155 T.MYSZKOWSKI	37.526	3	103 Volvo Reede Racing by DayVtec	SGT	2:26.472	2:27.245	(3)	
4	155 T.MYSZKOWSKI	41.385	103 H.ZUMBRINK	1:08.497	103 H.ZUMBRINK	37.598	4	154 Escuela Espanola de Pilotes	SGT	2:27.916	2:28.167	(4)	
5	173 B.VAN ELK	41.653	173 B.VAN ELK	1:08.976	173 B.VAN ELK	37.698	5	173 BlueBerry Racing	SGT	2:28.327	2:28.426	(5)	
6	154 A.DE MARTIN	41.836	155 T.MYSZKOWSKI	1:09.648	154 A.DE MARTIN	37.768	6	155 GT3 POLAND	SGT	2:28.559	2:28.778	(6)	
7	304 M.VAN BERLO	42.109	153 K.KANAROGLOU	1:09.694	304 M.VAN BERLO	38.210	7	304 Van Berlo Racing	GTB	2:30.177	2:30.612	(7)	
8	322 C.EUSER	43.174	311 W.SLUYS	1:09.847	325 K.BOGAERTS	39.425	8	311 JR Motorsport	GTB	2:33.043	2:33.043	(8)	
9	311 W.SLUYS	43.594	304 M.VAN BERLO	1:09.858	322 C.EUSER	39.519	9	325 SDW Shipping by JR Motorsport	GTB	2:33.165	2:33.212	(9)	
10	153 K.KANAROGLOU	43.667	325 K.BOGAERTS	1:10.051	324 O.FREYMUTH	39.576	10	324 AKF Motorsport	GTB	2:33.469	2:33.786	(10)	
11	325 K.BOGAERTS	43.689	324 O.FREYMUTH	1:10.154	311 W.SLUYS	39.602	11	322	GTB	2:33.608	2:34.022	(11)	
12	324 O.FREYMUTH	43.739	322 C.EUSER	1:10.915	402 E.VAN DEN MUNCHOF	40.000	12	153 Escuela Espanola de Pilotes	SGT	2:34.354	2:35.608	(12)	
13	369 A.BOSMAN	44.192	402 E.VAN DEN MUNCHOF	1:11.146	369 A.BOSMAN	40.082	13	402 Munchhof Racing / Vd Pas Racing	SPS	2:35.686	2:35.758	(13)	
14	402 E.VAN DEN MUNCHOF	44.540	459 M.VAN DE MAAT	1:11.508	459 M.VAN DE MAAT	40.406	14	459 BS Racing Team	SPS	2:37.066	2:37.403	(14)	
15	309 D.SCHULZ	44.862	412 D.WAGTMANS	1:11.874	422 D.HOUWELING	40.642	15	369 ABW Racing	GTB	2:37.991	2:37.991	(15)	
16	459 M.VAN DE MAAT	45.152	422 D.HOUWELING	1:12.661	153 K.KANAROGLOU	40.993	16	412 VGL Racing	SPS	2:38.459	2:39.104	(16)	
17	422 D.HOUWELING	45.197	408 T.VAN VLIET	1:13.655	412 D.WAGTMANS	41.010	17	422 Ferry Monster Autosport	SPS	2:38.500	2:39.216	(17)	
18	488 D.KRAYEM	45.301	369 A.BOSMAN	1:13.717	488 D.KRAYEM	41.357	18	488 Krayem Racing	SPS	2:40.754	2:40.944	(18)	
19	412 D.WAGTMANS	45.575	488 D.KRAYEM	1:14.096	309 D.SCHULZ	41.395	19	408 JR Motorsport	SPS	2:41.727	2:41.951	(19)	
20	408 T.VAN VLIET	46.455	471 J.VAN DER KOOI	1:14.646	408 T.VAN VLIET	41.617	20	309 Topper Team	GTB	2:42.011	2:43.316	(20)	
21	417 P.ENTIENNE BORDET	46.571	417 P.ENTIENNE BORDET	1:15.614	444 R.VAN LOON	41.622	21	471 Van der Kooi Racing	SPS	2:43.247	2:44.263	(21)	
22	471 J.VAN DER KOOI	46.728	555 C.BERGSMAN	1:15.648	471 J.VAN DER KOOI	41.873	22	417 Delahaye Racing Team	SPS	2:44.208	2:44.521	(22)	
23	444 R.VAN LOON	47.142	444 R.VAN LOON	1:15.726	417 P.ENTIENNE BORDET	42.023	23	444 BlueBerry Racing	SPS	2:44.490	2:45.551	(23)	
24	516 J.VANNERUM	48.118	309 D.SCHULZ	1:15.754	509 B.DROST	43.355	24	509 DAYVTEC engineering	SPO	2:47.927	2:48.779	(24)	
25	509 B.DROST	48.326	577 S.VAN OORD	1:15.832	516 J.VANNERUM	43.832	25	516 Vannerum Motorsport	SPO	2:48.674	2:49.602	(25)	
26	526 H.WISSELINK	49.248	509 B.DROST	1:16.246	526 H.WISSELINK	43.851	26	555 Van der Kooi Racing	SPO	2:50.032	2:50.866	(26)	
27	525 C.VOET	49.622	516 J.VANNERUM	1:16.724	577 S.VAN OORD	44.541	27	577 Spirit Racing	SPO	2:50.215	2:50.587	(27)	
28	435 H.OOSTEN	49.655	526 H.WISSELINK	1:17.175	555 C.BERGSMAN	44.578	28	526 Bronckhorst Car Racing	SPO	2:50.274	2:50.524	(28)	
29	513 K.TROEIJEN	49.686	435 H.OOSTEN	1:17.356	435 H.OOSTEN	44.615	29	435 Racing Team Oosten & Bijzitter	SPS	2:51.626	2:52.395	(29)	
30	555 C.BERGSMAN	49.806	503 R.NIEMAN	1:17.639	513 K.TROEIJEN	45.568	30	525 Traxx Racing	SPO	2:53.631	2:54.465	(30)	
31	577 S.VAN OORD	49.842	416 B.SCHOUTEN	1:17.654	503 R.NIEMAN	45.665	31	513 AT Motorsport	SPO	2:53.713	2:53.713	(31)	
32	519 M.HERMANS	51.282	519 M.HERMANS	1:18.221	525 C.VOET	45.687	32	503 Spirit Racing	SPO	2:55.448	2:55.746	(32)	
33	503 R.NIEMAN	52.144	525 C.VOET	1:18.322	519 M.HERMANS	45.959	33	519 Raceteam The Inside	SPO	2:55.462	2:57.161	(33)	
34	523 J.VELDBOER	53.325	513 K.TROEIJEN	1:18.459	172 J.LEQUEUX	46.370	34	523 Spirit Racing	SPO	3:04.829	3:06.522	(34)	



SUPERCAR CHALLENGE
SPA EURO RACE
FREE PRACTICE 1

Fastest Lap Sequence

Practice Time	Team	Car	Class	Driver	Time	Kph	Lap
5:27.232	325 SDW Shipping by JR Motorsport	BMW M4 SILHOUETTE	GTB	Koen BOGAERTS	2:37.301	160.3	2
5:46.607	171 PUMAXS Racing	PUMA RT	SGT	Henk THUIS	2:29.119	169.1	2
8:15.119	171 PUMAXS Racing	PUMA RT	SGT	Henk THUIS	2:28.512	169.8	3
10:43.439	171 PUMAXS Racing	PUMA RT	SGT	Henk THUIS	2:28.320	170.0	4
11:57.841	154 Escuela Espanola de Pilotes	MOSLER MT900	SGT	Alberto DE MARTIN	2:28.167	170.2	3
13:08.330	171 PUMAXS Racing	PUMA RT	SGT	Henk THUIS	2:24.891	174.0	5
36:45.776	190 Monlau Competition	RENAULT RS01 GT3	SGT	Jurgen SMET	2:22.529	176.9	11




SUPERCAR CHALLENGE SPA EURO RACE FREE PRACTICE 1

Analysis

■ Personal Best
 ■ Session Best
 ■ Crossing the finish line in pit lane

Lap	D	Time	Sector 1	Sector 2	Sector 3	Kph	Elapsed	Lap	D	Time	Sector 1	Sector 2	Sector 3	Kph	Elapsed
103 Volvo Reede Racing by DayTec 1. Henry ZUMBRINK VOLVO S60 V8 SGT															
1	1	3:35.709	1:28.828	1:22.564	44.317	72.6	3:35.709								
2	1	2:39.868	45.467	1:14.863	39.538	97.9	6:15.577								
3	1	2:49.616 B	42.587	1:15.948	51.081	92.3	9:05.193								
4	1	6:48.160	4:57.188	1:11.314	39.658	38.4	15:53.353								
5	1	2:30.919	42.345	1:09.184	39.390	103.8	18:24.272								
6	1	2:30.273	42.172	1:10.280	37.821	104.2	20:54.545								
7	1	2:27.245	40.654	1:08.993	37.598	106.3	23:21.790								
8	1	2:42.936 B	41.081	1:10.160	51.695	96.1	26:04.726								
9	1	8:39.192	6:49.477	1:11.166	38.549	30.1	34:43.918								
10	1	2:29.274	42.216	1:08.830	38.228	104.9	37:13.192								
11	1	2:40.655 B	40.377	1:08.497	51.781	97.4	39:53.847								
153 Escuela Espanola de Pilotes 1. Kosta KANAROGLOU 2. Oliver CAMPOS HULL MOSLER MT900 SGT															
1	1	6:09.691	4:10.310	1:17.173	42.208	42.3	6:09.691								
2	1	2:35.608	44.921	1:09.694	40.993	100.6	8:45.299								
3	1	2:47.434 B	43.667	1:10.566	53.201	93.5	11:32.733								
154 Escuela Espanola de Pilotes 1. Alberto DE MARTIN 2. Ben CLUCAS MOSLER MT900 SGT															
1	1	7:00.039	5:03.708	1:14.073	42.258	37.2	7:00.039								
2	1	2:29.635	42.448	1:09.106	38.081	104.7	9:29.674								
3	1	2:28.167	42.087	1:08.312	37.768	105.7	11:57.841								
4	1	2:40.773 B	41.836	1:11.860	47.077	97.4	14:38.614								
5	1	6:43.817 B	4:31.634	1:15.168	57.015	38.7	21:22.431								
6	1	4:23.608	2:28.338	1:15.462	39.808	59.4	25:46.039								
7	1	2:34.072	43.253	1:11.543	39.276	101.7	28:20.111								
8	1	2:36.052	42.512	1:12.669	40.871	100.4	30:56.163								
9	1	2:31.212	42.275	1:09.618	39.319	103.5	33:27.375								
10	1	2:34.330	42.716	1:10.434	41.180	101.5	36:01.705								
11	1	2:34.327	42.882	1:11.564	39.881	101.5	38:36.032								
12	1	2:31.771	42.769	1:09.645	39.357	103.2	41:07.803								
155 GT3 POLAND 1. Teodor MYSZKOWSKI 2. Andrzej LEWANDOWSKI Lamborghini Huracan Supertrfeo SGT															
1	1	25:26.245	...	1:12.092	40.095	10.2	25:26.245								
2	1	2:33.270	43.079	1:11.793	38.398	102.2	27:59.515								
3	1	2:31.550	42.446	1:10.850	38.254	103.3	30:31.065								
4	1	2:29.611	41.385	1:10.187	38.039	104.7	33:00.676								
5	1	2:28.778	41.553	1:09.699	37.526	105.3	35:29.454								
6	1	2:29.061	41.681	1:09.648	37.732	105.1	37:58.515								
7	1	2:33.054	42.137	1:11.562	39.355	102.3	40:31.569								
171 PUMAXS Racing 1. Henk THUIS PUMA RT SGT															
1	1	3:17.488	1:25.525	1:12.898	39.065	79.3	3:17.488								
2	1	2:29.119	40.603	1:10.911	37.605	105.0	5:46.607								
3	1	2:28.512	42.756	1:08.925	36.831	105.5	8:15.119								
4	1	2:28.320	40.451	1:09.727	38.142	105.6	10:43.439								
5	1	2:24.891	40.429	1:07.891	36.571	108.1	13:08.330								
6	1	2:26.208	40.014	1:09.077	37.117	107.1	15:34.538								
7	1	2:37.464 B	40.527	1:08.947	47.990	99.4	18:12.002								
172 Prime Racing 1. Jean-Pierre LEQUEUX GINETTA NISSAN LMP3 SGT															
1	1	41:10.088	...	1:26.065	46.370	6.3	41:10.088								
173 BlueBerry Racing 1. Berry VAN ELK MOSLER MT900R SGT															
1	1	4:54.533	2:42.804	1:25.519	46.210	53.1	4:54.533								
2	1	2:44.844	47.857	1:15.848	41.139	95.0	7:39.377								
3	1	2:46.152 B	44.630	1:13.832	47.690	94.3	10:25.529								
4	1	4:08.934	2:16.840	1:12.533	39.561	62.9	14:34.463								
5	1	2:42.399 B	41.891	1:11.628	48.880	96.4	17:16.862								
6	1	3:24.235	1:32.668	1:11.638	39.929	76.7	20:41.097								
7	1	2:28.426	41.752	1:08.976	37.698	105.5	23:09.523								
8	1	2:31.507	41.780	1:11.646	38.081	103.3	25:41.030								
9	1	2:38.287 B	41.858	1:09.433	46.996	98.9	28:19.317								
10	1	5:45.001	3:54.238	1:12.058	38.705	45.4	34:04.318								
11	1	2:38.137 B	41.653	1:10.985	45.499	99.0	36:42.455								
12	1	3:27.135	1:39.402	1:09.462	38.271	75.6	40:09.590								
190 Monlau Competition 1. Jurgen SMET 2. Jose Manuel PEREZ AICART RENAULT RS01 GT3 SGT															
1	1	6:47.547	4:51.001	1:16.486	40.060	38.4	6:47.547								
2	1	2:36.248	43.284	1:12.189	40.775	100.2	9:23.795								
3	1	2:32.899	42.782	1:11.594	38.523	102.4	11:56.694								
4	1	2:33.698	42.132	1:12.452	39.114	101.9	14:30.392								
5	1	2:38.598	45.200	1:12.145	41.253	98.7	17:08.990								
6	1	2:32.547	42.791	1:11.801	37.955	102.7	19:41.537								
7	1	2:30.400	41.562	1:10.954	37.884	104.1	22:11.937								
8	1	2:44.404 B	41.998	1:11.448	50.958	95.3	24:56.341								
9	1	7:01.605	5:15.610	1:09.865	36.130	37.1	31:57.946								
10	1	2:25.301	42.675	1:06.351	36.275	107.8	34:23.247								
11	1	2:22.529	39.879	1:05.526	37.124	109.9	36:45.776								
12	1	2:32.597 B	40.535	1:07.647	44.415	102.6	39:18.373								
304 Van Berlo Racing 1. Marcel VAN BERLO Porsche 997 GT3 GTB															
1	1	4:29.188	2:10.584	1:31.133	47.471	58.2	4:29.188								
2	1	2:58.242 B	47.795	1:16.833	53.614	87.9	7:27.430								
3	1	4:22.930	2:28.869	1:13.792	40.269	59.5	11:50.360								
4	1	2:40.736	44.494	1:14.542	41.700	97.4	14:31.096								
5	1	2:39.743	46.347	1:13.083	40.313	98.0	17:10.839								
6	1	2:34.211	43.203	1:11.737	39.271	101.5	19:45.050								
7	1	2:34.544	43.333	1:11.256	39.955	101.4	22:19.594								
8	1	2:50.050 B	44.060	1:13.919	52.071	92.1	25:09.644								
9	1	6:01.475	4:10.316	1:11.380	39.779	43.3	31:11.119								
10	1	2:32.194	43.258	1:09.858	39.078	102.9	33:43.313								
11	1	2:30.612	42.109	1:10.293	38.210	104.0	36:13.925								
12	1	2:47.997 B	45.469	1:13.421	49.107	93.2	39:01.922								
309 Topper Team 1. Dirk SCHULZ 2. Jan-Marc SCHULZ Porsche 997 GT3 GTB															
1	1	3:17.469	1:05.065	1:26.440	45.964	79.3	3:17.469								
2	1	2:50.776	47.130	1:20.208	43.438	91.7	6:08.245								
3	1	2:50.495	46.261	1:19.373	44.861	91.9	8:58.740								
4	1	2:48.445	46.743	1:18.679	43.023	93.0	11:47.185								



SUPERCAR CHALLENGE

SPA EURO RACE

FREE PRACTICE 1

Analysis

■ Personal Best
 ■ Session Best
 ■ Crossing the finish line in pit lane

Lap	D	Time	Sector 1	Sector 2	Sector 3	Kph	Elapsed	Lap	D	Time	Sector 1	Sector 2	Sector 3	Kph	Elapsed
5	1	3:00.141 B	46.957	1:21.303	51.881	86.9	14:47.326	5	1	2:34.807	44.710	1:10.281	39.816	101.2	13:14.633
6	1	4:38.968	2:39.481	1:17.382	42.105	56.1	19:26.294	6	1	2:37.472	44.563	1:11.905	41.004	99.4	15:52.105
7	1	2:50.698	49.920	1:18.613	42.165	91.7	22:16.992	7	1	2:33.926	43.689	1:10.600	39.637	101.7	18:26.031
8	1	2:45.196	45.312	1:17.957	41.927	94.8	25:02.188	8	1	2:44.132 B	44.655	1:11.746	47.731	95.4	21:10.163
9	1	2:43.316	45.366	1:15.754	42.196	95.9	27:45.504	9	1	4:45.551	2:53.338	1:10.645	41.568	54.8	25:55.714
10	1	2:45.001	45.505	1:17.627	41.869	94.9	30:30.505	10	1	2:37.077	44.303	1:11.193	41.581	99.7	28:32.791
11	1	2:45.587	46.084	1:17.024	42.479	94.6	33:16.092	11	1	2:34.579	44.411	1:10.051	40.117	101.3	31:07.370
12	1	2:43.386	44.862	1:17.129	41.395	95.8	35:59.478	12	1	2:34.154	44.144	1:10.287	39.723	101.6	33:41.524
13	1	2:45.331	44.921	1:18.909	41.501	94.7	38:44.809	13	1	2:36.402	43.909	1:12.466	40.027	100.1	36:17.926
14	1	2:44.489	45.425	1:17.153	41.911	95.2	41:29.298	14	1	2:33.212	43.733	1:10.054	39.425	102.2	38:51.138
15	1	2:38.473	44.379	1:12.155	41.939	98.8	41:29.611	15	1	2:38.473	44.379	1:12.155	41.939	98.8	41:29.611

311	JR Motorsport		BMW M4 SILHOUETTE					
	1. Ward SLUYS		GTB					
	2. Chris MATTHEUS							
	1	1	3:34.155	1:18.536	1:28.561	47.058	73.1	3:34.155
	2	1	2:54.729	48.568	1:20.257	45.904	89.6	6:28.884
	3	1	3:38.763 B	47.306	1:36.134	1:15.323	71.6	10:07.647
	4	1	7:13.008	5:09.955	1:19.113	43.940	36.1	17:20.655
	5	1	3:18.144 B	46.373	1:23.717	1:08.054	79.1	20:38.799
	6	1	6:47.916	4:43.930	1:19.492	44.494	38.4	27:26.715
	7	1	2:39.981	45.157	1:14.181	40.643	97.9	30:06.696
8	1	2:36.514	44.359	1:11.652	40.503	100.1	32:43.210	
9	1	2:33.043	43.594	1:09.847	39.602	102.4	35:16.253	
10	1	2:44.729 B	43.932	1:10.261	50.536	95.1	38:00.982	

369	ABW Racing		Porsche 997 GT3					
	1. Aart BOSMAN		GTB					
	1	1	8:00.690 B	5:42.819	1:24.101	53.770	32.6	8:00.690
	2	1	3:31.524	1:31.625	1:17.465	42.434	74.0	11:32.214
	3	1	2:45.625	46.946	1:17.611	41.068	94.5	14:17.839
	4	1	2:38.162	44.207	1:13.859	40.096	99.0	16:56.001
	5	1	2:39.510	44.270	1:15.106	40.134	98.2	19:35.511
	6	1	3:06.284 B	45.160	1:22.690	58.434	84.1	22:41.795
	7	1	11:15.907	9:14.703	1:19.339	41.865	23.1	33:57.702
	8	1	2:41.085	44.292	1:15.846	40.947	97.2	36:38.787
9	1	2:39.682	44.812	1:14.277	40.593	98.1	39:18.469	
10	1	2:37.991	44.192	1:13.717	40.082	99.1	41:56.460	

322	Cor EUSER		Marcos Mantis					
	2. Dennis ALLEMAG		GTB					
	1	1	3:54.281 B	1:27.177	1:25.790	1:01.314	66.8	3:54.281
	2	1	11:22.110	9:23.973	1:15.255	42.882	22.9	15:16.391
	3	1	2:38.666	44.861	1:13.401	40.404	98.7	17:55.057
	4	1	2:34.022	43.588	1:10.915	39.519	101.7	20:29.079
	5	1	2:46.688 B	43.174	1:12.055	51.459	94.0	23:15.767
	6	1	5:54.412	3:51.000	1:19.202	44.210	44.1	29:10.179
	7	1	2:48.016	46.627	1:16.953	44.436	93.2	31:58.195
	8	1	2:43.151	46.095	1:14.356	42.700	96.0	34:41.346
9	1	2:42.791	45.536	1:14.286	42.969	96.2	37:24.137	
10	1	2:44.924	45.811	1:15.822	43.291	95.0	40:09.061	


402	Munckhof Racing / Vd Pas Racing		BMW Z4					
	1. Eric VAN DEN MUNCKHOF		SPS					
	1	1	5:29.042	3:17.983	1:22.960	48.099	47.5	5:29.042
	2	1	2:39.593	46.270	1:12.933	40.390	98.1	8:08.635
	3	1	2:39.213	46.698	1:12.515	40.000	98.4	10:47.848
	4	1	2:35.758	44.609	1:11.146	40.003	100.5	13:23.606
	5	1	2:46.800 B	44.540	1:11.165	51.095	93.9	16:10.406
	6	1	6:36.038	4:38.637	1:15.943	41.458	39.5	22:46.444
	7	1	2:42.971	48.196	1:13.909	40.866	96.1	25:29.415
	8	1	2:38.587	45.379	1:12.195	41.013	98.7	28:08.002
9	1	2:37.787	44.936	1:12.211	40.640	99.2	30:45.789	
10	1	2:37.324	44.951	1:12.082	40.291	99.6	33:23.113	
11	1	2:37.386	44.735	1:12.286	40.365	99.5	36:00.499	
12	1	2:43.084	45.362	1:14.507	43.215	96.0	38:43.583	
13	1	2:43.301	46.187	1:15.023	42.091	95.9	41:26.884	

324	AKF Motorsport		RENAULT MEGANE TROPHY					
	1. Oliver FREYMUTH		GTB					
	1	1	15:50.657	...	1:22.746	43.868	16.4	15:50.657
	2	1	2:38.854	45.579	1:13.080	40.195	98.6	18:29.511
	3	1	2:39.407	44.205	1:13.907	41.295	98.3	21:08.918
	4	1	2:34.614	44.253	1:10.533	39.828	101.3	23:43.532
	5	1	2:34.311	43.971	1:10.612	39.728	101.5	26:17.843
	6	1	2:44.033 B	44.134	1:13.751	46.148	95.5	29:01.876
	7	1	5:21.189	3:27.844	1:12.942	40.403	48.7	34:23.065
	8	1	2:35.260	44.249	1:11.279	39.732	100.9	36:58.325
9	1	2:34.549	43.739	1:10.849	39.961	101.3	39:32.874	
10	1	2:33.786	44.056	1:10.154	39.576	101.9	42:06.660	

408	JR Motorsport		BMW E92 M3					
	1. Ted VAN VLIET		SPS					
	1	1	3:32.682	1:22.712	1:24.575	45.395	73.6	3:32.682
	2	1	2:48.472	47.397	1:18.611	42.464	93.0	6:21.154
	3	1	2:43.499	46.839	1:14.573	42.087	95.8	9:04.653
	4	1	2:42.827	46.692	1:13.655	42.480	96.2	11:47.480
	5	1	2:57.071 B	47.644	1:17.373	52.054	88.4	14:44.551
	6	1	4:38.049	2:41.509	1:14.642	41.898	56.3	19:22.600
	7	1	2:41.951	46.455	1:13.879	41.617	96.7	22:04.551
	8	1	2:44.284	46.750	1:14.722	42.812	95.3	24:48.835
9	1	2:43.071	46.884	1:14.390	41.797	96.0	27:31.906	
10	1	3:44.818 B	57.026	1:38.487	1:09.305	69.7	31:16.724	

325	SDW Shipping by JR Motorsport		BMW M4 SILHOUETTE				
	1. Koen BOGAERTS		GTB				
	2. Mark VAN DER AA						
	1	1	2:49.931	52.088	1:16.389	41.454	92.2
2	1	2:37.301	44.863	1:12.039	40.399	99.6	5:27.232
3	1	2:36.142	44.510	1:11.791	39.841	100.3	8:03.374
4	1	2:36.452	44.141	1:12.281	40.030	100.1	10:39.826

412	VGL Racing		SAKER RAPX	
	1. Danny WAGTMANS		SPS	
2. Luc BRANCKAERTS				



SUPERCAR CHALLENGE

SPA EURO RACE

FREE PRACTICE 1

Analysis

Personal Best Session Best B Crossing the finish line in pit lane

Lap	D	Time	Sector 1	Sector 2	Sector 3	Kph	Elapsed	
1	1	5:38.876	3:31.021	1:22.793	45.062	46.2	5:38.876	
2	1	2:45.908	48.480	1:15.380	42.048	94.4	8:24.784	
3	1	3:02.420	B	47.382	1:14.517	1:00.521	85.8	11:27.204
4	1	6:59.380	4:59.514	1:15.877	43.989	37.3	18:26.584	
5	1	2:43.006	46.497	1:13.216	43.293	96.1	21:09.590	
6	1	2:39.104	45.575	1:12.162	41.367	98.4	23:48.694	
7	1	2:46.668	B	45.585	1:11.874	49.209	94.0	26:35.362
8	1	5:39.217	3:38.413	1:18.454	42.350	46.1	32:14.579	
9	1	2:41.944	47.134	1:13.574	41.236	96.7	34:56.523	
10	1	2:41.529	46.629	1:13.890	41.010	96.9	37:38.052	
11	1	2:40.159	46.552	1:12.545	41.062	97.8	40:18.211	

416 **JR Motorsport** BMW M3 E90 WTCC SPS
 1. Bas SCHOUTEN
 2. Joris SCHOUTEN

1	1	4:16.183	B	2:02.596	1:17.654	55.933	61.1	4:16.183
---	---	----------	---	----------	-----------------	---------------	------	----------

417 **Delahaye Racing Team** PORSCHE CAYMAN GT4 CS SPS
 1. Pierre ENTIENNE BORDET
 2. Alexandre VERIN

1	1	4:38.357	2:31.462	1:21.774	45.121	56.2	4:38.357	
2	1	2:46.605	47.182	1:16.753	42.670	94.0	7:24.962	
3	1	2:44.716	46.704	1:15.989	42.023	95.1	10:09.678	
4	1	2:44.813	46.571	1:15.783	42.459	95.0	12:54.491	
5	1	2:45.251	46.921	1:16.229	42.101	94.8	15:39.742	
6	1	2:44.521	46.751	1:15.614	42.156	95.2	18:24.263	
7	1	2:56.680	B	47.250	1:17.646	51.784	88.6	21:20.943
8	1	5:22.628	3:19.552	1:19.658	43.418	48.5	26:43.571	
9	1	2:46.293	46.786	1:16.913	42.594	94.1	29:29.864	
10	1	2:48.503	47.195	1:17.978	43.330	92.9	32:18.367	
11	1	2:46.240	47.239	1:16.666	42.335	94.2	35:04.607	
12	1	2:45.416	46.821	1:16.363	42.232	94.6	37:50.023	
13	1	2:45.838	46.720	1:16.695	42.423	94.4	40:35.861	

422 **Ferry Monster Autosport** SEAT SPORT LEON CUP RACER SPS
 1. Dennis HOUWELING
 2. Aart-Jan RINGELBERG

1	1	4:33.525	2:28.536	1:19.275	45.714	57.2	4:33.525	
2	1	2:44.644	47.315	1:13.455	43.874	95.1	7:18.169	
3	1	2:40.979	46.854	1:12.738	41.387	97.3	9:59.148	
4	1	2:39.279	45.815	1:12.661	40.803	98.3	12:38.427	
5	1	2:40.810	46.117	1:13.187	41.506	97.4	15:19.237	
6	1	2:47.009	B	45.197	1:13.256	48.556	93.8	18:06.246
7	1	4:47.765	2:50.823	1:15.697	41.245	54.4	22:54.011	
8	1	2:42.174	45.402	1:14.212	42.560	96.6	25:36.185	
9	1	2:39.986	46.030	1:13.239	40.717	97.9	28:16.171	
10	1	2:41.360	45.804	1:14.485	41.071	97.1	30:57.531	
11	1	2:39.216	45.549	1:12.850	40.817	98.4	33:36.747	
12	1	2:44.124	47.542	1:15.649	40.933	95.4	36:20.871	
13	1	2:39.248	45.787	1:12.819	40.642	98.3	39:00.119	
14	1	2:39.881	45.577	1:13.050	41.254	97.9	41:40.000	

435 **Racing Team Oosten & Bizitter** BMW ZILHOUETTE SPS
 1. Hielke OOSTEN
 2. Sipke BIJZITTER

1	1	6:22.366	B	3:49.978	1:29.222	1:03.166	40.9	6:22.366
2	1	4:11.974	2:07.749	1:18.635	45.590	62.1	10:34.340	
3	1	2:52.395	50.390	1:17.356	44.649	90.9	13:26.735	
4	1	3:04.343	B	49.810	1:17.527	57.006	85.0	16:31.078
5	1	6:30.928	4:21.597	1:22.308	47.023	40.0	23:02.006	

6	1	2:59.125	51.189	1:20.939	46.997	87.4	26:01.131	
7	1	2:58.118	52.158	1:20.030	45.930	87.9	28:59.249	
8	1	2:59.359	50.406	1:21.820	47.133	87.3	31:58.608	
9	1	2:53.140	50.108	1:18.417	44.615	90.4	34:51.748	
10	1	3:05.231	B	49.655	1:18.707	56.869	84.5	37:56.979

444 **BlueBerry Racing** BMW E46 M3 SPS
 1. Ronald VAN LOON
 2. Luuk VAN LOON

1	1	4:01.429	1:59.884	1:17.697	43.848	64.8	4:01.429	
2	1	2:48.836	48.858	1:16.367	43.611	92.7	6:50.265	
3	1	2:49.142	47.235	1:18.062	43.845	92.6	9:39.407	
4	1	2:49.096	48.276	1:17.026	43.794	92.6	12:28.503	
5	1	2:58.866	B	47.142	1:16.535	55.189	87.6	15:27.369
6	1	4:37.940	2:39.928	1:15.998	42.014	56.3	20:05.309	
7	1	2:45.551	48.178	1:15.751	41.622	94.6	22:50.860	
8	1	2:58.289	B	47.469	1:15.726	55.094	87.8	25:49.149
9	1	10:49.593	B	8:36.237	1:21.152	52.204	24.1	36:38.742

445 **Strandpark Kustlicht** BMW SPS
 1. Robert VAN DEN BERG
 2. Huub DELNOIJ


1	1	14:26.882				18.0	14:26.882
2	1	2:41.841				96.8	17:08.723
3	1	2:39.602				98.1	19:48.325
4	1	2:38.694				98.7	22:27.019
5	1	2:38.469				98.8	25:05.488
6	1	2:54.044	B			90.0	27:59.532
7	1	5:10.813				50.3	33:10.345
8	1	2:47.612				93.4	35:57.957
9	1	2:45.311				94.7	38:43.268
10	1	3:00.656	B			86.7	41:43.924

459 **BS Racing Team** BMW E46 GTR SPS
 1. Marcel VAN DE MAAT
 2. Peter SCHREURS

1	1	4:27.104	2:09.054	1:30.066	47.984	58.6	4:27.104	
2	1	2:50.345	48.128	1:16.901	45.316	91.9	7:17.449	
3	1	3:00.473	B	48.160	1:17.440	54.873	86.8	10:17.922
4	1	5:13.786	3:11.813	1:17.297	44.676	49.9	15:31.708	
5	1	2:47.508	47.995	1:15.907	43.606	93.5	18:19.216	
6	1	2:51.771	46.938	1:19.229	45.604	91.2	21:10.987	
7	1	2:54.511	B	46.968	1:15.391	52.152	89.7	24:05.498
8	1	4:26.294	2:24.977	1:18.970	42.347	58.8	28:31.792	
9	1	2:39.969	46.581	1:12.323	41.065	97.9	31:11.761	
10	1	2:41.995	45.456	1:15.306	41.233	96.6	33:53.756	
11	1	2:37.403	45.324	1:11.508	40.571	99.5	36:31.159	
12	1	2:37.537	45.152	1:11.600	40.785	99.4	39:08.696	
13	1	2:37.774	45.570	1:11.798	40.406	99.2	41:46.470	

471 **Van der Kooi Racing** LOTUS EXIGE SPS
 1. Jan VAN DER KOOI
 2. Priscilla SPEELMAN

1	1	8:35.278	6:32.762	1:19.167	43.349	30.3	8:35.278	
2	1	2:44.355	47.002	1:15.480	41.873	95.3	11:19.633	
3	1	2:44.263	47.675	1:14.646	41.942	95.3	14:03.896	
4	1	2:57.872	B	46.728	1:14.723	56.421	88.1	17:01.768
5	1	7:57.917	5:54.604	1:18.825	44.488	32.8	24:59.685	
6	1	2:49.362	48.568	1:16.059	44.735	92.5	27:49.047	
7	1	2:47.157	48.227	1:16.743	42.187	93.7	30:36.204	



SUPERCAR CHALLENGE


SPA EURO RACE

FREE PRACTICE 1

Analysis

■ Personal Best
 ■ Session Best
 ■ B Crossing the finish line in pit lane

Lap	D	Time	Sector 1	Sector 2	Sector 3	Kph	Elapsed	Lap	D	Time	Sector 1	Sector 2	Sector 3	Kph	Elapsed
488 Krayem Racing GINETTA G50 GT4 SPS 1. David KRAYEM 2. Ben SCRIVENS								4	1	5:15.921	2:55.998	1:31.207	48.716	49.5	16:29.013
8	1	2:44.537	47.535	1:14.728	42.274	95.1	33:20.741								
9	1	2:44.374	47.481	1:14.771	42.122	95.3	36:05.115								
10	1	2:44.661	47.728	1:14.961	41.972	95.1	38:49.776								
11	1	2:45.269	47.695	1:15.130	42.444	94.8	41:35.045								
1	1	3:54.871	1:41.503	1:28.909	44.459	66.7	3:54.871								
2	1	2:44.675	46.404	1:15.900	42.371	95.1	6:39.546								
3	1	2:45.238	46.265	1:16.155	42.818	94.8	9:24.784								
4	1	2:43.032	45.575	1:15.232	42.225	96.1	12:07.816								
5	1	2:42.588	45.622	1:14.984	41.982	96.3	14:50.404								
6	1	2:40.944	45.432	1:14.155	41.357	97.3	17:31.348								
7	1	2:57.359 B	45.301	1:16.536	55.522	88.3	20:28.707								
8	1	5:45.309	3:44.928	1:17.190	43.191	45.3	26:14.016								
9	1	2:45.670	46.243	1:17.624	41.803	94.5	28:59.686								
10	1	2:42.408	46.256	1:14.096	42.056	96.4	31:42.094								
11	1	2:42.985	46.078	1:14.994	41.913	96.1	34:25.079								
12	1	2:52.547 B	46.365	1:15.061	51.121	90.7	37:17.626								
503 Spirit Racing RENAULT CLIO RS 2.0 SPO 1. Rob NIEMAN								1	1	3:59.119	1:40.386	1:29.466	49.267	65.4	3:59.119
1	1	3:24.910	1:06.538	1:29.515	48.857	76.4	3:24.910								
2	1	3:07.436	54.256	1:25.722	47.458	83.5	6:32.346								
3	1	3:12.100 B	52.878	1:22.977	56.245	81.5	9:44.446								
4	1	6:18.407	4:06.560	1:23.675	48.172	41.3	16:02.853								
5	1	2:59.160	52.550	1:19.947	46.663	87.4	19:02.013								
6	1	2:58.617	52.451	1:19.314	46.852	87.7	22:00.630								
7	1	2:58.761	52.144	1:19.168	47.449	87.6	24:59.391								
8	1	2:55.746	52.216	1:17.865	45.665	89.1	27:55.137								
9	1	3:08.435 B	54.496	1:18.274	55.665	83.1	31:03.572								
10	1	4:42.767	2:38.514	1:17.945	46.308	55.4	35:46.339								
11	1	2:56.361	52.253	1:17.639	46.469	88.8	38:42.700								
12	1	3:04.453 B	52.240	1:18.304	53.909	84.9	41:47.153								
509 DAYYTEC engineering BMW 135i SPO 1. Bart DROST 2. Niels KOOL								1	1	15:54.593	...	1:27.288	49.319	16.4	15:54.593
1	1	3:30.511	1:19.266	1:25.470	45.775	74.4	3:30.511								
2	1	2:54.068	49.296	1:21.015	43.757	90.0	6:24.579								
3	1	2:48.916	48.854	1:16.628	43.434	92.7	9:13.495								
4	1	2:50.506	49.053	1:17.825	43.628	91.9	12:04.001								
5	1	2:49.092	48.326	1:17.080	43.686	92.6	14:53.093								
6	1	2:48.779	49.178	1:16.246	43.355	92.8	17:41.872								
7	1	2:59.335 B	48.484	1:16.382	54.469	87.3	20:41.207								
8	1	4:56.226	2:48.581	1:21.067	46.578	52.8	25:37.433								
9	1	2:55.553	51.144	1:19.283	45.126	89.2	28:32.986								
10	1	2:54.642	50.352	1:19.263	45.027	89.7	31:27.628								
11	1	2:53.799	49.887	1:19.227	44.685	90.1	34:21.427								
12	1	2:54.220	50.543	1:19.069	44.608	89.9	37:15.647								
13	1	2:56.076	50.352	1:19.798	45.926	88.9	40:11.723								
513 AT Motorsport FORD FOCUS SILHOUETTE SPO 1. Kim TROEIJEN 2. Wim LEMMERS								1	1	3:59.119	1:40.386	1:29.466	49.267	65.4	3:59.119
1	1	4:40.622	2:06.617	1:41.042	52.963	55.8	4:40.622								
2	1	3:09.802	54.003	1:26.915	48.884	82.5	7:50.424								
3	1	3:22.668 B	52.544	1:26.922	1:03.202	77.2	11:13.092								
519 Raceteam The Inside ZILHOUETTE SPORT SPO 1. Michael HERMANS								4	1	4:16.273 B	1:09.186	1:47.492	1:19.595	61.1	20:45.286
4	1	6:06.285	3:51.416	1:27.110	47.759	42.7	26:51.571								
7	1	2:59.629	50.980	1:21.930	46.719	87.2	29:51.200								
8	1	2:56.085	50.274	1:19.427	46.384	88.9	32:47.285								
9	1	2:55.140	50.319	1:19.129	45.692	89.4	35:42.425								
10	1	2:53.713	49.686	1:18.459	45.568	90.1	38:36.138								
11	1	2:55.683	49.767	1:19.762	46.154	89.1	41:31.821								
515 Yannerum Motorsport BMW 235i RACING CUP SPO 1. Johan VANNERUM 2. Marc VANNERUM 3. Jean-Luc BEHETS								1	1	11:16.270	8:59.942	1:27.971	48.357	23.1	11:16.270
1	1	3:59.119	1:40.386	1:29.466	49.267	65.4	3:59.119								
2	1	3:02.962	51.528	1:21.903	49.531	85.6	7:02.081								
3	1	2:56.748	50.972	1:20.338	45.438	88.6	9:58.829								
4	1	2:56.665	50.377	1:19.530	46.758	88.6	12:55.494								
5	1	2:54.183	49.592	1:19.671	44.920	89.9	15:49.677								
6	1	2:51.682	49.673	1:17.652	44.357	91.2	18:41.359								
7	1	3:02.609	48.682	1:16.724	57.203	85.8	21:43.968								
8	1	2:59.374 B	49.755	1:17.904	51.715	87.3	24:43.342								
9	1	4:38.363	2:34.585	1:18.678	45.100	56.2	29:21.705								
10	1	2:51.917	48.517	1:19.294	44.106	91.1	32:13.622								
11	1	2:49.602	48.324	1:17.446	43.832	92.3	35:03.224								
12	1	2:50.925	48.118	1:18.699	44.108	91.6	37:54.149								
13	1	2:50.163	48.441	1:16.816	44.906	92.0	40:44.312								
523 Spirit Racing RENAULT CLIO RS 2.0 SPO 1. Jos VELDBOER 2. Piet DE GIER								1	1	11:16.270	8:59.942	1:27.971	48.357	23.1	11:16.270
1	1	3:41.814	1:15.895	1:33.898	52.021	70.6	3:41.814								
2	1	3:08.709	55.540	1:24.397	48.772	83.0	6:50.523								
3	1	3:06.522	53.579	1:22.732	50.211	84.0	9:57.045								
4	1	3:06.588	53.486	1:23.924	49.178	83.9	13:03.633								
5	1	3:15.889 B	53.325	1:24.178	58.386	79.9	16:19.522								
6	1	6:21.624	3:58.034	1:31.941	51.649	41.0	22:41.146								
7	1	3:18.110	56.130	1:31.689	50.291	79.1	25:59.256								
8	1	3:15.878	56.073	1:29.545	50.260	79.9	29:15.134								
9	1	3:09.368	53.589	1:26.459	49.320	82.7	32:24.502								
10	1	3:15.654 B	53.821	1:25.477	56.356	80.0	35:40.156								
11	1	5:06.787	2:52.589	1:24.769	49.429	51.0	40:46.943								
525 Traxx Racing PEUGOT RCZ SPO 1. Chris VOET 2. Bart VAN DEN BROECK								1	1	2:54.465	50.189	1:18.322	45.954	89.7	17:10.346
1	1	4:40.622	2:06.617	1:41.042	52.963	55.8	4:40.622								
2	1	3:09.802	54.003	1:26.915	48.884	82.5	7:50.424								
3	1	3:22.668 B	52.544	1:26.922	1:03.202	77.2	11:13.092								



SUPERCAR CHALLENGE
SPA EURO RACE
FREE PRACTICE 1

Analysis

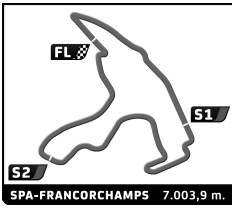
Lap	D	Time	Sector 1	Sector 2	Sector 3	Kph	Elapsed	Lap	D	Time	Sector 1	Sector 2	Sector 3	Kph	Elapsed
4	1	3:03.986 B	49.622	1:18.661	55.703	85.1	20:14.332								
5	1	5:41.411	3:26.455	1:26.855	48.101	45.9	25:55.743								
6	1	2:59.762	52.496	1:20.945	46.321	87.1	28:55.505								
7	1	2:56.842	51.902	1:19.070	45.870	88.6	31:52.347								
8	1	2:57.533	51.714	1:19.497	46.322	88.2	34:49.880								
9	1	2:59.899	51.066	1:21.883	46.950	87.1	37:49.779								
10	1	2:57.582	51.701	1:20.194	45.687	88.2	40:47.361								

Personal Best Session Best B Crossing the finish line in pit lane

526		Bronckhorst Car Racing		BMW M130I			
		1. Harold WISSELINK		SPO			
		2. Toon RUTGERS					
1	1	4:31.243	2:04.560	1:34.008	52.675	57.7	4:31.243
2	1	3:02.967	53.861	1:21.802	47.304	85.6	7:34.210
3	1	3:01.069	53.087	1:20.568	47.414	86.5	10:35.279
4	1	2:57.760	51.507	1:19.340	46.913	88.1	13:33.039
5	1	2:56.304	52.422	1:18.022	45.860	88.8	16:29.343
6	1	2:54.162	51.507	1:17.508	45.147	89.9	19:23.505
7	1	3:11.234 B	53.178	1:19.204	58.852	81.8	22:34.739
8	1	5:35.780	3:26.868	1:22.233	46.679	46.6	28:10.519
9	1	2:56.592	50.917	1:19.239	46.436	88.7	31:07.111
10	1	2:51.931	49.753	1:18.210	43.968	91.1	33:59.042
11	1	2:50.678	49.248	1:17.578	43.852	91.7	36:49.720
12	1	2:51.128	49.838	1:17.378	43.912	91.5	39:40.848
13	1	2:50.524	49.498	1:17.175	43.851	91.9	42:31.372

555		Van der Kooij Racing		LOTUS EXIGE			
		1. Carlijn BERGSMAN		SPO			
		2. Pieter DE JONG					
1	1	3:49.898	1:39.570	1:22.836	47.492	68.1	3:49.898
2	1	2:56.718	52.175	1:18.796	45.747	88.6	6:46.616
3	1	2:54.948	51.071	1:18.722	45.155	89.5	9:41.564
4	1	2:53.362	50.842	1:17.033	45.487	90.3	12:34.926
5	1	2:52.826	50.913	1:16.738	45.175	90.6	15:27.752
6	1	2:52.731	50.666	1:16.154	45.911	90.7	18:20.483
7	1	2:55.169	50.665	1:18.751	45.753	89.4	21:15.652
8	1	2:51.341	50.528	1:15.648	45.165	91.4	24:06.993
9	1	3:00.920 B	50.935	1:16.695	53.290	86.6	27:07.913
10	1	4:52.620	2:48.108	1:19.124	45.388	53.5	32:00.533
11	1	2:51.970	50.057	1:17.261	44.652	91.0	34:52.503
12	1	2:50.866	49.806	1:16.482	44.578	91.7	37:43.369
13	1	2:54.074	50.053	1:18.374	45.647	89.9	40:37.443

577		Spirit Racing		RENAULT CLIO RS 2.0			
		1. Stan VAN OORD		SPO			
1	1	3:26.175	1:07.196	1:29.191	49.788	75.9	3:26.175
2	1	2:57.718	52.831	1:18.444	46.443	88.1	6:23.893
3	1	3:03.625 B	51.111	1:18.450	54.064	85.3	9:27.518
4	1	4:45.942 B	2:33.186	1:17.914	54.842	54.8	14:13.460
5	1	4:44.626	2:41.792	1:17.179	45.655	55.0	18:58.086
6	1	2:52.774	50.579	1:16.814	45.381	90.6	21:50.860
7	1	2:52.869	50.912	1:16.543	45.414	90.6	24:43.729
8	1	3:12.711 B	50.485	1:25.027	57.199	81.2	27:56.440
9	1	5:36.626	3:31.591	1:18.293	46.742	46.5	33:33.066
10	1	2:51.045	50.183	1:16.321	44.541	91.5	36:24.111
11	1	2:50.881	50.229	1:15.832	44.820	91.7	39:14.992
12	1	2:50.587	49.842	1:15.873	44.872	91.8	42:05.579



SUPERCAR CHALLENGE

SPA EURO RACE

FREE PRACTICE 2

Classification


Nr.	Drivers	Team	Car	Cl	Time	Lap	Total	Gap	Kph
1	154 A. DE MARTIN / B. CLUCAS	Escuela Espanola de Pilotes	MOSLER MT900	SGT	2:24.668	9	10	-	174.3
2	155 T. MYSZKOWSKI / A. LEWANDOWSKI	GT3 POLAND	Lamborghini Huracan Super Trofeo	SGT	2:26.164	4	12	+1.496	172.5
3	171 H. THUIS	PUMAXS Racing	PUMA RT	SGT	2:26.560	4	7	+1.892	172.0
4	103 H. ZUMBRINK	Volvo Reede Racing by DayVtec	VOLVO S60 V8	SGT	2:27.874	5	7	+3.206	170.5
5	105 M. DONTJE / F. VAN EERD / J. LAMMERS	DayVtec	LMP3	SGT	2:28.016	5	12	+3.348	170.3
6	173 B. VAN ELK	BlueBerry Racing	MOSLER MT900R	SGT	2:28.349	3	9	+3.681	170.0
7	172 J. LEQUEUX	Prime Racing	GINETTA NISSAN LMP3	SGT	2:29.140	9	10	+4.472	169.1
8	190 J. SMET / J. PEREZ AICART	Monlau Competition	RENAULT RS01 GT3	SGT	2:29.499	7	10	+4.831	168.7
9	153 K. KANAROGLOU / O. CAMPOS HULL	Escuela Espanola de Pilotes	MOSLER MT900	SGT	2:30.632	3	12	+5.964	167.4
10	325 K. BOGAERTS / M. VAN DER AA	SDW Shipping by JR Motorsport	BMW M4 SILHOUETTE	GTB	2:31.850	12	12	+7.182	166.0
11	326 J. JANSEN	JJ Racing	PORSCHE 997 CUP	GTB	2:32.691	6	11	+8.023	165.1
12	307 N. VAN DIERENDONCK / M. VAN DE RYSE	DVB Racing	PORSCHE 991 CUP	GTB	2:32.731	8	10	+8.063	165.1
13	311 W. SLUYS / C. MATTHEUS	JR Motorsport	BMW M4 SILHOUETTE	GTB	2:33.387	4	12	+8.719	164.4
14	324 O. FREYMUTH	AKF Motorsport	RENAULT MEGANE TROPHY	GTB	2:33.441	7	11	+8.773	164.3
15	304 M. VAN BERLO	Van Berlo Racing	PORSCHE 997 GT3	GTB	2:34.641	5	12	+9.973	163.0
16	422 D. HOUWELING / A. RINGELBERG	Ferry Monster Autosport	SEAT SPORT LEON CUP RACER	SPS	2:35.876	7	10	+11.208	161.8
17	488 D. KRAYEM / B. SCRIVENS	Krayem Racing	GINETTA G50 GT4	SPS	2:36.552	7	12	+11.884	161.1
18	445 R. VAN DEN BERG / B. VAN DEN BERG	Strandpark Kustlicht	BMW	SPS	2:36.739	5	11	+12.071	160.9
19	322 C. EUSER / D. ALLEMAG	Cor Euser Racing	Corcos Mantis	GTB	2:37.930	2	8	+13.262	159.7
20	412 D. WAGTMANS / M. BARTEN	VGL Racing	SAKER RAPX	SPS	2:38.237	4	7	+13.569	159.3
21	369 A. BOSMAN	ABW Racing	PORSCHE 997 GT3	GTB	2:38.670	4	10	+14.002	158.9
22	459 M. VAN DE MAAT / P. SCHREURS	BS Racing Team	BMW E46 GTR	SPS	2:38.683	6	11	+14.015	158.9
23	402 E. VAN DEN MUNCKHOF	Munckhof Racing / Vd Pas Racing	BMW Z4	SPS	2:39.216	8	10	+14.548	158.4
24	444 R. VAN LOON / L. VAN LOON	BlueBerry Racing	BMW E46 M3	SPS	2:39.661	8	9	+14.993	157.9
25	309 D. SCHULZ / J. SCHULZ	Topper Team	PORSCHE 997 GT3	GTB	2:40.397	7	11	+15.729	157.2
26	416 B. SCHOUTEN / J. SCHOUTEN	JR Motorsport	BMW M3 E90 WTCC	SPS	2:42.228	8	8	+17.560	155.4
27	408 T. VAN VLIET	JR Motorsport	BMW E92 M3	SPS	2:43.349	5	12	+18.681	154.4
28	417 P. ENTIENNE BORDET / A. VIRON	Delahaye Racing Team	PORSCHE CAYMAN GT4 CS	SPS	2:43.793	6	12	+19.125	153.9
29	471 J. VAN DER KOOI / P. SPEELMAN	Van der Kooi Racing	LOTUS EXIGE	SPS	2:45.499	5	10	+20.831	152.4
30	435 H. OOSTEN / S. BLIJZITTER	Racing Team Oosten & Bijzitter	BMW ZILHOUETTE	SPS	2:45.704	6	10	+21.036	152.2
31	516 J. VANNERUM / M. VANNERUM / J. BEHETS	Vannerum Motorsport	BMW 235i RACING CUP	SPO	2:47.480	8	10	+22.812	150.6
32	509 B. DROST / N. KOOL	DAYVTEC engineering	BMW 135i	SPO	2:48.051	2	9	+23.383	150.0
33	555 C. BERGSMAN / P. DE JONG	Van der Kooi Racing	LOTUS EXIGE	SPO	2:48.714	8	9	+24.046	149.4
34	577 S. VAN OORD	Spirit Racing	RENAULT CLIO RS 2.0	SPO	2:49.861	4	9	+25.193	148.4
35	526 H. WISSELINK / T. RUTGERS	Bronckhorst Car Racing	BMW M130i	SPO	2:51.021	9	12	+26.353	147.4
36	513 K. TROEJEN / W. LEWERS	AT Motorsport	FORD FOCUS SILHOUETTE	SPO	2:51.986	4	8	+27.318	146.6
37	503 R. NIEMAN	Spirit Racing	RENAULT CLIO RS 2.0	SPO	2:52.024	8	9	+27.356	146.6
38	454 D. STRINGFELLOW	Intersport Racing	BMW E92 M3	SPS	2:52.295	2	4	+27.627	146.3
39	523 J. VELDBOER / P. DE GIER	Spirit Racing	RENAULT CLIO RS 2.0	SPO	2:54.289	8	9	+29.621	144.7
40	525 C. VOET / B. VAN DEN BROECK	Traxx Racing	PEUGOT RCZ	SPO	2:56.154	4	9	+31.486	143.1
41	519 M. HERMANS	Raceteam The Inside	ZILHOUETTE SPORT	SPO	2:56.686	3	9	+32.018	142.7
42	420 D. DE BORST / M. DE KLEIJN	FEBO Racing Team / FMA	SEAT SPORT LEON CUP RACER	SPS			3		

Fastest Lap	Lap 9	Alberto DE MARTIN	2:24.668	174.3 Kph
--------------------	-------	-------------------	-----------------	-----------

Published at:

Track Status: **DRY**

Race Director:	Timekeeper:
-----------------------	--------------------



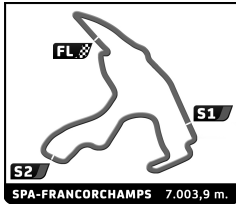
SUPERCAR CHALLENGE

SPA EURO RACE

FREE PRACTICE 2

Best Sector Times


SECTOR 1			SECTOR 2			SECTOR 3			Pos	Team	Cl	Ideal Lap	Best Lap
Pos	Driver	Time	Driver	Time	Driver	Time	Pos	Team	Cl	Ideal Lap	Best Lap		
1	171 H.THUIS	40.467	153 K.KANAROGLOU	1:06.044	154 A.DE MARTIN	37.037	1	154 Escuela Espanola de Pilotes	SGT	2:24.574	2:24.668 (1)		
2	155 T.MYSZKOWSKI	40.823	154 A.DE MARTIN	1:06.391	155 T.MYSZKOWSKI	37.054	2	155 GT3 POLAND	SGT	2:25.494	2:26.164 (2)		
3	154 A.DE MARTIN	41.146	105 M.DONTJE	1:06.821	105 M.DONTJE	37.206	3	105 DayVTec	SGT	2:25.843	2:28.016 (5)		
4	103 H.ZUMBRINK	41.167	155 T.MYSZKOWSKI	1:07.617	171 H.THUIS	37.346	4	171 PUMAXS Racing	SGT	2:26.090	2:26.560 (3)		
5	173 B.VAN ELK	41.257	172 J.LEQUEUX	1:08.179	173 B.VAN ELK	37.514	5	153 Escuela Espanola de Pilotes	SGT	2:26.196	2:30.632 (9)		
6	105 M.DONTJE	41.816	171 H.THUIS	1:08.277	103 H.ZUMBRINK	37.887	6	173 BlueBerry Racing	SGT	2:27.783	2:28.349 (6)		
7	153 K.KANAROGLOU	42.029	103 H.ZUMBRINK	1:08.820	172 J.LEQUEUX	37.907	7	103 Volvo Reede Racing by DayVTec	SGT	2:27.874	2:27.874 (4)		
8	190 J.SMET	42.077	173 B.VAN ELK	1:09.012	153 K.KANAROGLOU	38.123	8	172 Prime Racing	SGT	2:28.366	2:29.140 (7)		
9	172 J.LEQUEUX	42.280	190 J.SMET	1:09.166	190 J.SMET	38.256	9	190 Monlau Competition	SGT	2:29.499	2:29.499 (8)		
10	307 N.VAN DIEBROECK	42.793	325 K.BOGAERTS	1:09.453	325 K.BOGAERTS	38.843	10	325 SDW Shipping by JR Motorsport	GTB	2:31.738	2:31.850 (10)		
11	326 J.JANSEN	43.163	324 O.FREYMUTH	1:09.996	326 J.JANSEN	39.119	11	307 DVB Racing	GTB	2:32.527	2:32.731 (12)		
12	304 M.VAN BERLO	43.216	311 W.SLUYS	1:10.106	307 N.VAN DIEBROECK	39.127	12	326 JJ Racing	GTB	2:32.560	2:32.691 (11)		
13	325 K.BOGAERTS	43.442	326 J.JANSEN	1:10.278	324 O.FREYMUTH	39.262	13	311 JR Motorsport	GTB	2:33.086	2:33.387 (13)		
14	311 W.SLUYS	43.544	307 N.VAN DIEBROECK	1:10.607	311 W.SLUYS	39.436	14	324 AKF Motorsport	GTB	2:33.163	2:33.441 (14)		
15	324 O.FREYMUTH	43.905	422 D.HOUWELING	1:10.836	304 M.VAN BERLO	39.521	15	304 Van Berlo Racing	GTB	2:34.269	2:34.641 (15)		
16	369 A.BOSMAN	43.919	304 M.VAN BERLO	1:11.532	422 D.HOUWELING	39.670	16	422 Ferry Monster Autosport	SPS	2:35.876	2:35.876 (16)		
17	322 C.EUSER	44.058	445 R.VAN DEN BERG	1:11.714	322 C.EUSER	39.746	17	445 Strandpark Kustlicht	SPS	2:36.097	2:36.739 (18)		
18	309 D.SCHULZ	44.151	412 D.WAGTMANS	1:11.818	445 R.VAN DEN BERG	39.815	18	322 Cor Euser Racing	GTB	2:36.251	2:37.930 (19)		
19	445 R.VAN DEN BERG	44.568	488 D.KRAYEM	1:11.979	488 D.KRAYEM	39.953	19	488 Krayem Racing	SPS	2:36.533	2:36.552 (17)		
20	488 D.KRAYEM	44.601	444 R.VAN LOON	1:12.139	412 D.WAGTMANS	40.397	20	412 VGL Racing	SPS	2:37.269	2:38.237 (20)		
21	412 D.WAGTMANS	45.054	459 M.VAN DE MAAT	1:12.175	369 A.BOSMAN	40.570	21	369 ABW Racing	GTB	2:38.268	2:38.670 (21)		
22	422 D.HOUWELING	45.370	402 E.VAN DEN MUNCHOF	1:12.375	402 E.VAN DEN MUNCHOF	40.591	22	459 BS Racing Team	SPS	2:38.648	2:38.683 (22)		
23	416 B.SCHOUTEN	45.778	322 C.EUSER	1:12.447	309 D.SCHULZ	40.605	23	402 Munchhof Racing / Vd Pas Racing	SPS	2:39.060	2:39.216 (23)		
24	459 M.VAN DE MAAT	45.817	369 A.BOSMAN	1:13.779	459 M.VAN DE MAAT	40.656	24	309 Topper Team	GTB	2:39.198	2:40.397 (25)		
25	417 P.ENTIENNE BORDET	46.082	309 D.SCHULZ	1:14.442	444 R.VAN LOON	41.031	25	444 BlueBerry Racing	SPS	2:39.597	2:39.661 (24)		
26	402 E.VAN DEN MUNCHOF	46.094	416 B.SCHOUTEN	1:14.551	416 B.SCHOUTEN	41.694	26	416 JR Motorsport	SPS	2:42.023	2:42.228 (26)		
27	408 T.VAN VLIET	46.238	435 H.OOSTEN	1:14.628	417 P.ENTIENNE BORDET	41.763	27	408 JR Motorsport	SPS	2:43.250	2:43.349 (27)		
28	444 R.VAN LOON	46.427	408 T.VAN VLIET	1:15.130	408 T.VAN VLIET	41.882	28	417 Delahaye Racing Team	SPS	2:43.348	2:43.793 (28)		
29	420 D.DE BORST	47.489	471 J.VAN DER KOOI	1:15.186	471 J.VAN DER KOOI	42.053	29	471 Van der Kooi Racing	SPS	2:44.767	2:45.499 (29)		
30	471 J.VAN DER KOOI	47.528	577 S.VAN OORD	1:15.300	509 B.DROST	42.639	30	435 Racing Team Oosten & Bijzitter	SPS	2:45.227	2:45.704 (30)		
31	454 D.STRINGFELLOW	47.872	417 P.ENTIENNE BORDET	1:15.503	435 H.OOSTEN	42.691	31	516 Vannerum Motorsport	SPO	2:46.537	2:47.480 (31)		
32	435 H.OOSTEN	47.908	516 J.VANNERUM	1:15.538	516 J.VANNERUM	42.760	32	509 DAYVTEC engineering	SPO	2:47.603	2:48.051 (32)		
33	509 B.DROST	48.171	555 C.BERGSMA	1:15.600	454 D.STRINGFELLOW	43.043	33	555 Van der Kooi Racing	SPO	2:48.607	2:48.714 (33)		
34	516 J.VANNERUM	48.239	503 R.NIEMAN	1:16.174	555 C.BERGSMA	43.672	34	454 Intersport Racing	SPS	2:49.383	2:52.295 (38)		
35	555 C.BERGSMA	49.335	509 B.DROST	1:16.793	526 H.WISSELINK	43.759	35	577 Spirit Racing	SPO	2:49.861	2:49.861 (34)		
36	513 K.TROEIJEN	49.432	526 H.WISSELINK	1:16.997	503 R.NIEMAN	44.420	36	526 Bronckhorst Car Racing	SPO	2:50.755	2:51.021 (35)		
37	525 C.VOET	49.538	523 J.VELDBOER	1:17.659	513 K.TROEIJEN	44.430	37	503 Spirit Racing	SPO	2:51.747	2:52.024 (37)		
38	526 H.WISSELINK	49.999	525 C.VOET	1:17.753	577 S.VAN OORD	44.435	38	513 AT Motorsport	SPO	2:51.756	2:51.986 (36)		
39	577 S.VAN OORD	50.126	513 K.TROEIJEN	1:17.894	525 C.VOET	44.711	39	420 FEBO Racing Team / FMA	SPS	2:51.910			
40	503 R.NIEMAN	51.153	519 M.HERMANS	1:18.230	420 D.DE BORST	44.774	40	525 Traxx Racing	SPO	2:52.002	2:56.154 (40)		
41	519 M.HERMANS	51.301	454 D.STRINGFELLOW	1:18.468	523 J.VELDBOER	44.814	41	523 Spirit Racing	SPO	2:53.870	2:54.289 (39)		
42	523 J.VELDBOER	51.397	420 D.DE BORST	1:19.647	519 M.HERMANS	45.592	42	519 Raceteam The Inside	SPO	2:55.123	2:56.686 (41)		



SUPERCAR CHALLENGE
SPA EURO RACE
FREE PRACTICE 2

Fastest Lap Sequence

Practice Time	Team	Car	Class	Driver	Time	Kph	Lap
5:42.087	325 SDW Shipping by JR Motorsport	BMW M4 SILHOUETTE	GTB	Koen BOGAERTS	2:38.702	158.9	2
5:47.611	311 JR Motorsport	BMW M4 SILHOUETTE	GTB	Ward SLUYS	2:37.862	159.7	2
6:00.509	105 DayVTec	LMP3	SGT	Milan DONTJE	2:36.572	161.0	2
6:03.857	153 Escuela Espanola de Pilotes	MOSLER MT900	SGT	Kosta KANAROGLOU	2:35.376	162.3	2
8:09.007	173 BlueBerry Racing	MOSLER MT900R	SGT	Berry VAN ELK	2:33.739	164.0	2
8:16.828	155 GT3 POLAND	Lamborghini Huracan Supertrofeo	SGT	Teodor MYSZKOWSKI	2:30.804	167.2	2
8:29.992	105 DayVTec	LMP3	SGT	Milan DONTJE	2:29.483	168.7	3
10:37.356	173 BlueBerry Racing	MOSLER MT900R	SGT	Berry VAN ELK	2:28.349	170.0	3
10:43.313	155 GT3 POLAND	Lamborghini Huracan Supertrofeo	SGT	Teodor MYSZKOWSKI	2:26.485	172.1	3
13:09.477	155 GT3 POLAND	Lamborghini Huracan Supertrofeo	SGT	Teodor MYSZKOWSKI	2:26.164	172.5	4
21:21.389	154 Escuela Espanola de Pilotes	MOSLER MT900	SGT	Alberto DE MARTIN	2:25.403	173.4	7
26:11.964	154 Escuela Espanola de Pilotes	MOSLER MT900	SGT	Alberto DE MARTIN	2:24.668	174.3	9




SUPERCAR CHALLENGE

SPA EURO RACE

FREE PRACTICE 2

Analysis

Personal Best							Session Best							B Crossing the finish line in pit lane											
Lap	D	Time	Sector 1	Sector 2	Sector 3	Kph	Elapsed	Lap	D	Time	Sector 1	Sector 2	Sector 3	Kph	Elapsed	Lap	D	Time	Sector 1	Sector 2	Sector 3	Kph	Elapsed		
103 Volvo Reede Racing by DayTec VOLVO S60 V8 1. Henry ZUMBRINK SGT																									
1	1	2:54.570	58.720	1:15.271	40.579	89.7	2:54.570	1	1	5:46.024	3:44.246	1:20.383	41.395	45.2	5:46.024	1	1	2:30.804	42.528	1:10.302	37.974	103.8	8:16.828		
2	1	2:49.911	B	42.059	1:12.013	55.839	92.2	5:44.481	2	1	2:26.485	41.299	1:07.617	37.569	106.9	10:43.313	3	1	2:26.485	41.299	1:07.617	37.569	106.9	10:43.313	
3	1	5:25.721	B	2:46.922	1:16.506	1:22.293	48.0	11:10.202	4	1	2:26.164	41.210	1:07.887	37.067	107.1	13:09.477	5	1	2:29.612	43.713	1:08.613	37.286	104.7	15:39.089	
4	1	5:55.722	4:05.379	1:11.056	39.287	44.0	17:05.924	6	1	2:28.006	41.376	1:09.379	37.251	105.8	18:07.095	7	1	2:33.856	B	40.823	1:08.551	44.482	101.8	20:40.951	
5	1	2:27.874	41.167	1:08.820	37.887	105.9	19:33.798	8	1	4:06.274	2:13.715	1:13.809	38.750	63.6	24:47.225	9	1	2:29.344	43.557	1:08.733	37.054	104.8	27:16.569		
6	1	3:41.200	B	1:05.911	1:27.956	1:07.333	70.8	23:14.998	10	1	2:59.595	B	41.418	1:12.597	1:05.580	87.2	30:16.164	11	1	8:21.509	6:32.275	1:10.010	39.224	31.2	38:37.673
7	1	5:45.844	B	3:38.449	1:15.055	52.340	45.2	29:00.842	12	1	2:36.258	41.993	1:12.352	41.913	100.2	41:13.931									
105 DayTec LMP3 1. Milan DONTJE SGT 2. Frits VAN EERD																									
1	1	3:23.937	1:22.054			76.8	3:23.937																		
2	1	2:36.572	45.150	1:12.369	39.053	100.0	6:00.509																		
3	1	2:29.483	43.315	1:08.161	38.007	104.8	8:29.992																		
4	1	2:29.921	43.521	1:07.700	38.700	104.5	10:59.913																		
5	1	2:28.016	42.270	1:08.023	37.723	105.8	13:27.929																		
6	1	2:30.489	42.123	1:09.383	38.983	104.0	15:58.418																		
7	1	2:29.942	42.999	1:08.239	38.704	104.5	18:28.360																		
8	1	2:28.776	41.965	1:08.328	38.483	105.3	20:57.136																		
9	1	2:28.128	42.519	1:06.821	38.788	105.7	23:25.264																		
10	1	2:29.090	42.554	1:09.072	37.464	105.0	25:54.354																		
11	1	2:41.718	B	41.816	1:08.653	51.249	96.8	28:36.072																	
12	1	11:31.080	9:45.237	1:08.637	37.206	22.6	40:07.152																		
153 Escuela Espanola de Pilotes MOSLER MT900 1. Kosta KANAROGLUO SGT 2. Oliver CAMPOS HULL																									
1	1	3:28.481	1:27.730			75.1	3:28.481																		
2	1	2:35.376	45.323	1:10.042	40.011	100.8	6:03.857																		
3	1	2:30.632	43.799	1:08.207	38.626	104.0	8:34.489																		
4	1	2:36.893	B	42.386	1:07.379	47.128	99.8	11:11.382																	
5	1	5:30.609	3:44.788	1:07.698	38.123	47.4	16:41.991																		
6	1	2:32.741	B	42.029	1:06.044	44.668	102.5	19:14.732																	
7	1	5:07.679	3:17.549	1:10.610	39.520	50.8	24:22.411																		
8	1	2:31.083	43.370	1:08.500	39.213	103.7	26:53.494																		
9	1	2:32.622	42.855	1:10.409	39.358	102.6	29:26.116																		
10	1	3:48.823	B	59.244	1:31.710	1:17.869	68.4	33:14.939																	
11	1	5:28.175	3:39.626	1:09.596	38.953	47.7	38:43.114																		
12	1	2:33.964	42.765	1:11.990	39.209	101.7	41:17.078																		
154 Escuela Espanola de Pilotes MOSLER MT900 1. Alberto DE MARTIN SGT 2. Ben CLUCAS																									
1	1	3:57.961	1:44.130	1:25.897	47.934	65.8	3:57.961																		
2	1	2:45.528	47.161	1:16.679	41.688	94.6	6:43.489																		
3	1	2:51.238	B	46.469	1:13.078	51.691	91.4	9:34.727																	
4	1	4:26.603	2:37.734	1:10.554	38.315	58.7	14:01.330																		
5	1	2:27.920	42.071	1:08.376	37.473	105.9	16:29.250																		
6	1	2:26.736	41.841	1:06.786	38.109	106.7	18:55.986																		
7	1	2:25.403	41.662	1:06.489	37.252	107.7	21:21.389																		
8	1	2:25.907	41.146	1:07.001	37.760	107.3	23:47.296																		
9	1	2:24.668	41.240	1:06.391	37.037	108.3	26:11.964																		
10	1	2:46.455	B	41.740	1:12.783	51.932	94.1	28:58.419																	
155 GT3 POLAND Lamborghini Huracan Superfreako 1. Teodor MYSZKOWSKI SGT 2. Andrzej LEWANDOWSKI																									
171 PUMAXS Racing PUMA RT 1. Henk THUIS SGT																									
1	1	6:18.421	4:27.704	1:11.589	39.128	41.3	6:18.421																		
2	1	2:44.629	B	42.389	1:12.254	49.986	95.1	9:03.050																	
3	1	4:30.129	2:43.473	1:09.310	37.346	57.9	13:33.179																		
4	1	2:26.560	40.467	1:08.466	37.627	106.8	15:59.739																		
5	1	2:26.997	41.233	1:08.277	37.487	106.5	18:26.736																		
6	1	2:27.627	41.520	1:08.653	37.454	106.1	20:54.363																		
7	1	2:37.546	B	40.537	1:08.899	48.110	99.4	23:31.909																	
172 Prime Racing GINETTA NISSAN LMP3 1. Jean-Pierre LEQUEUX SGT																									
1	1	4:12.787	2:01.217	1:25.971	45.599	61.9	4:12.787																		
2	1	2:42.960	46.717	1:14.705	41.538	96.1	6:55.747																		
3	1	2:46.874	B	45.985	1:11.848	49.041	93.8	9:42.621																	
4	1	3:43.768	1:55.412	1:09.995	38.361	70.0	13:26.389																		
5	1	2:31.407	42.710	1:10.084	38.613	103.4	15:57.796																		
6	1	2:31.677	44.507	1:08.507	38.663	103.2	18:29.473																		
7	1	2:32.137	42.744	1:10.291	39.102	102.9	21:01.610																		
8	1	2:31.746	42.280	1:09.545	39.921	103.2	23:33.356																		
9	1	2:29.140	43.054	1:08.179	37.907	105.0	26:02.496																		
10	1	2:50.653	B	44.059	1:12.803	53.791	91.8	28:53.149																	
173 BlueBerry Racing MOSLER MT900R 1. Berry VAN ELK SGT																									
1	1	5:35.268	3:29.959	1:22.491	42.818	46.7	5:35.268																		
2	1	2:33.739	43.306	1:11.367	39.066	101.9	8:09.007																		
3	1	2:28.349	41.823	1:09.012	37.514	105.6	10:37.356																		
4	1	2:30.103	41.257	1:11.014	37.832	104.3	13:07.459																		
5	1	2:38.109	B	41.940	1:09.536	46.633	99.1	15:45.568																	
6	1	4:12.047	2:23.998	1:09.951	38.098	62.1	19:57.615																		
7	1	2:31.823	42.330	1:10.415	39.078	103.2	22:29.438																		
8	1	2:29.006	41.310	1:09.566	38.130	105.1	24:58.444																		
9	1	2:40.860	B	41.796	1:09.123	49.941	97.3	27:39.304																	
190 Monlau Competition RENAULT RS01 GT3 1. Jurgen SMET SGT 2. Jose Manuel PEREZ AICART																									
1	1	4:59.770	3:03.900	1:14.497	41.373	52.2	4:59.770																		
2	1	2:38.887	45.259	1:13.815	39.813	98.6	7:38.657																		
3	1	2:33.331	42.704	1:10.394	40.233	102.1	10:11.988																		
4	1	2:33.167	43.754	1:10.965	38.448	102.2	12:45.155																		
5	1	2:34.767	43.718	1:10.619	40.430	101.2	15:19.922																		
6	1	2:36.046	47.239	1:10.205	38.602	100.4	17:55.968																		



SUPERCAR CHALLENGE

SPA EURO RACE

FREE PRACTICE 2

Analysis

■ Personal Best
 ■ Session Best
 ■ Crossing the finish line in pit lane

Lap	D	Time	Sector 1	Sector 2	Sector 3	Kph	Elapsed	Lap	D	Time	Sector 1	Sector 2	Sector 3	Kph	Elapsed
7	1	2:29.499	42.077	1:09.166	38.256	104.8	20:25.467	8	1	2:37.336	44.810	1:12.451	40.075	99.6	25:13.681
8	1	2:45.740 B	42.715	1:10.507	52.518	94.5	23:11.207	9	1	2:39.353	43.707	1:12.404	43.242	98.3	27:53.034
9	1	6:16.679	4:20.067	1:15.204	41.408	41.5	29:27.886	10	1	3:17.167 B	43.684	1:24.160	1:09.323	79.4	31:10.201
10	1	3:49.971 B	59.023	1:30.834	1:20.114	68.1	33:17.857	11	1	8:00.804	6:05.091	1:14.167	41.546	32.5	39:11.005
								12	1	2:34.765	43.947	1:10.969	39.849	101.2	41:45.770

304		Van Berlo Racing		Porsche 997 GT3			
1. Marcel VAN BERLO				GTB			
1	1	4:14.398	2:02.946	1:26.628	44.824	61.5	4:14.398
2	1	2:42.494	46.870	1:14.044	41.580	96.4	6:56.892
3	1	2:38.662	45.926	1:13.120	39.616	98.7	9:35.554
4	1	2:36.023	44.244	1:12.258	39.521	100.4	12:11.577
5	1	2:34.641	43.420	1:11.684	39.537	101.2	14:46.218
6	1	2:35.266	43.661	1:11.917	39.688	100.9	17:21.484
7	1	2:35.180	43.216	1:11.532	40.432	100.9	19:56.664
8	1	2:49.789 B	44.889	1:14.566	50.334	92.2	22:46.453
9	1	4:14.154	2:20.225	1:13.683	40.246	61.6	27:00.607
10	1	3:17.269 B	44.711	1:23.223	1:09.335	79.4	30:17.876
11	1	8:22.106	6:27.648	1:12.456	42.002	31.1	38:39.982
12	1	2:38.614	44.271	1:14.031	40.312	98.7	41:18.596

307		DVB Racing		Porsche 991 CUP			
1. Nicolas VAN DIERENDONCK				GTB			
2. Manu VAN DE RYSE							
1	1	4:10.589	2:07.265	1:21.044	42.280	62.5	4:10.589
2	1	2:37.851	44.225	1:13.670	39.956	99.2	6:48.440
3	1	2:36.464	43.003	1:12.879	40.582	100.1	9:24.904
4	1	2:49.012 B	43.563	1:13.641	51.808	92.7	12:13.916
5	1	3:31.798	1:35.974	1:15.706	40.118	73.9	15:45.714
6	1	2:46.206 B	44.259	1:13.388	48.559	94.2	18:31.920
7	1	4:47.199	2:53.761	1:13.668	39.770	54.5	23:19.119
8	1	2:32.731	42.997	1:10.607	39.127	102.5	25:51.850
9	1	2:35.632	42.793	1:12.937	39.902	100.6	28:27.482
10	1	3:05.611 B	46.335	1:20.877	58.399	84.3	31:33.093

309		Topper Team		Porsche 997 GT3			
1. Dirk SCHULZ				GTB			
2. Jan-Marc SCHULZ							
1	1	8:28.272	5:51.823	1:41.347	55.102	30.8	8:28.272
2	1	2:53.743	48.989	1:21.250	43.504	90.1	11:22.015
3	1	2:44.223	46.412	1:16.303	41.508	95.3	14:06.238
4	1	2:44.688	45.040	1:17.392	42.256	95.1	16:50.926
5	1	2:51.303 B	44.879	1:15.768	50.656	91.4	19:42.229
6	1	3:44.350	1:46.012	1:15.195	43.143	69.8	23:26.579
7	1	2:40.397	44.611	1:15.181	40.605	97.6	26:06.976
8	1	2:41.630	44.151	1:16.002	41.477	96.9	28:48.606
9	1	3:31.177 B	46.365	1:25.833	1:18.979	74.1	32:19.783
10	1	6:13.717	4:14.240	1:16.392	43.085	41.9	38:33.500
11	1	2:41.848	44.624	1:14.442	42.782	96.8	41:15.348


311		JR Motorsport		BMW M4 SILHOUETTE			
1. Ward SLUYS				GTB			
2. Chris MATTHEUS							
1	1	3:09.749	1:06.687			82.5	3:09.749
2	1	2:37.862	45.124	1:12.642	40.096	99.2	5:47.611
3	1	2:34.517	43.817	1:10.494	40.206	101.4	8:22.128
4	1	2:33.387	43.845	1:10.106	39.436	102.1	10:55.515
5	1	2:35.137	43.578	1:11.783	39.776	100.9	13:30.652
6	1	2:45.104 B	43.544	1:10.810	50.750	94.8	16:15.756
7	1	6:20.589	4:22.185	1:17.061	41.343	41.1	22:36.345

322		Cor Euser Racing		Marcos Mantis			
1. Cor EUSER				GTB			
2. Dennis ALLEMAG							
1	1	4:26.494	2:20.702	1:23.555	42.237	58.7	4:26.494
2	1	2:37.930	44.456	1:13.728	39.746	99.2	7:04.424
3	1	2:51.036 B	44.895	1:13.110	53.031	91.5	9:55.460
4	1	7:13.060	5:17.430	1:14.500	41.130	36.1	17:08.520
5	1	2:39.177	45.170	1:12.601	41.406	98.4	19:47.697
6	1	2:38.721	45.266	1:12.447	41.008	98.7	22:26.418
7	1	2:38.949	44.058	1:13.164	41.727	98.5	25:05.367
8	1	2:53.350 B	44.839	1:14.733	53.778	90.4	27:58.717

324		AKF Motorsport		Renault Megane Trophy			
1. Oliver FREYMUTH				GTB			
1	1	3:30.907	1:22.604			74.3	3:30.907
2	1	2:40.768	45.582	1:13.112	42.074	97.4	6:11.675
3	1	2:36.330	44.488	1:11.892	39.950	100.2	8:48.005
4	1	2:35.193	44.754	1:11.028	39.411	100.9	11:23.198
5	1	2:34.536	44.303	1:10.569	39.664	101.4	13:57.734
6	1	2:34.606	44.381	1:10.872	39.353	101.3	16:32.340
7	1	2:33.441	44.183	1:09.996	39.262	102.0	19:05.781
8	1	2:41.482 B	43.905	1:11.475	46.102	96.9	21:47.263
9	1	4:33.627	2:42.060	1:11.958	39.609	57.2	26:20.890
10	1	2:37.355	44.144	1:11.952	41.259	99.5	28:58.245
11	1	3:59.817 B	51.519	1:41.316	1:26.982	65.3	32:58.062

325		SDW Shipping by JR Motorsport		BMW M4 SILHOUETTE			
1. Koen BOGAERTS				GTB			
2. Mark VAN DER AA							
1	1	3:03.385	1:00.770	1:20.057	42.558	85.4	3:03.385
2	1	2:38.702	45.373	1:13.069	40.260	98.7	5:42.087
3	1	2:36.798	44.676	1:12.561	39.561	99.9	8:18.885
4	1	2:35.534	45.039	1:10.679	39.816	100.7	10:54.419
5	1	2:44.385 B	44.277	1:12.474	47.634	95.3	13:38.804
6	1	4:45.159	2:52.566	1:12.465	40.128	54.9	18:23.963
7	1	2:35.542	44.542	1:11.540	39.460	100.7	20:59.505
8	1	2:34.637	43.742	1:09.894	41.001	101.3	23:34.142
9	1	2:32.504	43.442	1:09.824	39.238	102.7	26:06.646
10	1	2:47.939 B	44.063	1:11.818	52.058	93.2	28:54.585
11	1	9:22.121	7:28.016	1:13.388	40.717	27.8	38:16.706
12	1	2:31.850	43.554	1:09.453	38.843	103.1	40:48.556


326		JJ Racing		Porsche 997 CUP			
1. Jos JANSEN				GTB			
1	1	5:13.906 B	3:00.556	1:21.145	52.205	49.8	5:13.906
2	1	4:27.538	2:30.987	1:15.591	40.960	58.5	9:41.444
3	1	2:40.192	44.155	1:14.236	41.801	97.8	12:21.636
4	1	2:45.471 B	43.557	1:14.420	47.494	94.6	15:07.107
5	1	6:31.970	4:37.212	1:14.535	40.223	39.9	21:39.077
6	1	2:32.691	43.163	1:10.278	39.250	102.5	24:11.768
7	1	2:34.210	43.545	1:11.546	39.119	101.5	26:45.978
8	1	2:37.301	43.234	1:14.111	39.956	99.6	29:23.279



SUPERCAR CHALLENGE
SPA EURO RACE
FREE PRACTICE 2

Analysis

							■ Personal Best ■ Session Best ■ Crossing the finish line in pit lane								
Lap	D	Time	Sector 1	Sector 2	Sector 3	Kph	Elapsed	Lap	D	Time	Sector 1	Sector 2	Sector 3	Kph	Elapsed
369 ABW Racing 1. Aart BOSMAN Porsche 997 GT3 GTB															
1	1	4:32.347	2:16.633	1:29.435	46.279	57.5	4:32.347	1	1	3:19.076	1:08.175			78.7	3:19.076
2	1	2:44.579	47.078	1:16.153	41.348	95.1	7:16.926	2	1	3:15.385 B	47.039	1:21.451	1:06.895	80.1	6:34.461
3	1	2:41.534	44.449	1:15.690	41.395	96.9	9:58.460	3	1	16:35.128	...	1:18.695	44.543	15.7	23:09.589
4	1	2:38.670	44.189	1:13.911	40.570	98.7	12:37.130	4	1	2:43.113	46.615	1:14.551	41.947	96.0	25:52.702
5	1	2:54.736 B	44.475	1:18.511	51.750	89.6	15:31.866	5	1	2:43.287	45.905	1:14.849	42.533	95.9	28:35.989
6	1	3:56.762	2:01.137	1:14.059	41.566	66.1	19:28.628	6	1	3:42.335 B	50.082	1:34.101	1:18.152	70.4	32:18.324
7	1	2:43.686	47.165	1:15.795	40.726	95.6	22:12.314	7	1	6:12.179	4:13.630	1:16.435	42.114	42.0	38:30.503
8	1	2:39.975	44.280	1:14.567	41.128	97.9	24:52.289	8	1	2:42.228	45.778	1:14.756	41.694	96.5	41:12.731
9	1	2:38.957	43.919	1:13.779	41.259	98.5	27:31.246								
10	1	3:06.892 B	44.159	1:23.397	59.336	83.8	30:38.138								
402 Munchhof Racing / Vd Pas Racing 1. Eric VAN DEN MUNCKHOF BMW Z4 SPS															
1	1	4:09.403 B	1:43.173	1:26.055	1:00.175	62.8	4:09.403								
2	1	4:54.203	2:47.551	1:21.701	44.951	53.2	9:03.606								
3	1	2:42.732	47.775	1:13.648	41.309	96.2	11:46.338								
4	1	2:40.413	46.843	1:12.510	41.060	97.6	14:26.751								
5	1	2:39.334	46.156	1:12.375	40.803	98.3	17:06.085								
6	1	2:42.654	47.826	1:13.229	41.599	96.3	19:48.739								
7	1	2:41.712	47.827	1:12.628	41.257	96.8	22:30.451								
8	1	2:39.216	46.094	1:12.531	40.591	98.4	25:09.667								
9	1	3:05.785 B	47.672	1:14.970	1:03.143	84.3	28:15.452								
10	1	10:31.491 B	8:11.647	1:20.682	59.162	24.7	38:46.943								
408 JR Motorsport 1. Ted VAN VLIET BMW E92 M3 SPS															
1	1	3:20.125	1:07.584			78.2	3:20.125								
2	1	2:55.354	48.190	1:19.910	47.254	89.3	6:15.479								
3	1	2:53.424	50.733	1:18.439	44.252	90.3	9:08.903								
4	1	2:44.160	46.698	1:15.580	41.882	95.4	11:53.063								
5	1	2:43.349	46.238	1:15.205	41.906	95.9	14:36.412								
6	1	2:53.896 B	46.851	1:15.130	51.915	90.0	17:30.308								
7	1	4:49.765	2:44.887	1:17.838	47.040	54.0	22:20.073								
8	1	2:46.961	46.722	1:15.700	44.539	93.8	25:07.034								
9	1	2:46.976	46.376	1:16.013	44.587	93.8	27:54.010								
10	1	3:26.765 B	46.953	1:28.042	1:11.770	75.7	31:20.775								
11	1	7:18.667	5:17.330	1:17.795	43.542	35.7	38:39.442								
12	1	2:47.314	48.680	1:16.103	42.531	93.6	41:26.756								
412 VGL Racing 1. Danny WAGTMANS 2. Maik BARTEN SAKER RAPX SPS															
1	1	11:28.358 B	9:09.322	1:25.907	53.129	22.7	11:28.358								
2	1	3:49.549	1:49.648	1:17.789	42.112	68.2	15:17.907								
3	1	2:44.798	50.573	1:13.288	40.937	95.0	18:02.705								
4	1	2:38.237	46.022	1:11.818	40.397	98.9	20:40.942								
5	1	2:46.387 B	45.806	1:13.360	47.221	94.1	23:27.329								
6	1	4:33.858	2:37.230	1:14.082	42.546	57.2	28:01.187								
7	1	3:17.195 B	45.054	1:20.988	1:11.153	79.4	31:18.382								
416 JR Motorsport 1. Bas SCHOUTEN 2. Joris SCHOUTEN BMW M3 E90 WTCC SPS															
1	1	3:19.076	1:08.175			78.7	3:19.076								
2	1	3:15.385 B	47.039	1:21.451	1:06.895	80.1	6:34.461								
3	1	16:35.128	...	1:18.695	44.543	15.7	23:09.589								
4	1	2:43.113	46.615	1:14.551	41.947	96.0	25:52.702								
5	1	2:43.287	45.905	1:14.849	42.533	95.9	28:35.989								
6	1	3:42.335 B	50.082	1:34.101	1:18.152	70.4	32:18.324								
7	1	6:12.179	4:13.630	1:16.435	42.114	42.0	38:30.503								
8	1	2:42.228	45.778	1:14.756	41.694	96.5	41:12.731								
417 Delahaye Racing Team 1. Pierre ENTIENNE BORDET 2. Alexandre VIRON Porsche Cayman GT4 CS SPS															
1	1	3:26.769	1:14.058			75.7	3:26.769								
2	1	2:50.654	47.626	1:18.776	44.252	91.8	6:17.423								
3	1	2:48.648	47.825	1:17.825	42.998	92.8	9:06.071								
4	1	2:45.036	46.595	1:16.311	42.130	94.9	11:51.107								
5	1	2:44.731	46.377	1:16.151	42.203	95.1	14:35.838								
6	1	2:43.793	46.527	1:15.503	41.763	95.6	17:19.631								
7	1	3:00.902 B	47.553	1:21.677	51.672	86.6	20:20.533								
8	1	4:39.844	2:25.562	1:28.101	46.181	55.9	25:00.377								
9	1	2:48.212	46.897	1:18.512	42.803	93.1	27:48.589								
10	1	3:16.853 B	46.082	1:23.105	1:07.666	79.5	31:05.442								
11	1	7:22.946	5:21.200	1:18.647	43.099	35.3	38:28.388								
12	1	2:47.549	46.466	1:16.703	44.380	93.5	41:15.937								
420 FEBO Racing Team / FMA 1. Dennis DE BORST 2. Marin DE KLEIJN SEAT Sport Leon Cup Racer SPS															
1	1	4:40.141	2:21.702	1:33.665	44.774	55.9	4:40.141								
2	1	3:11.472 B	47.489	1:19.647	1:04.336	81.8	7:51.613								
3	1	17:55.705 B	...	1:28.929	55.380	14.5	25:47.318								
422 Ferry Monster Autosport 1. Dennis HOUWELING 2. Aart-Jan RINGELBERG SEAT Sport Leon Cup Racer SPS															
1	1	3:54.139	1:35.950	1:29.477	48.712	66.9	3:54.139								
2	1	3:04.319	51.991	1:24.426	47.902	85.0	6:58.458								
3	1	3:06.583	53.947	1:25.045	47.591	83.9	10:05.041								
4	1	2:59.456	52.918	1:20.761	45.777	87.3	13:04.497								
5	1	3:07.855 B	51.113	1:18.668	58.074	83.3	16:12.352								
6	1	6:58.834	5:04.186	1:14.018	40.630	37.4	23:11.186								
7	1	2:35.876	45.370	1:10.836	39.670	100.5	25:47.062								
8	1	3:18.171 B	49.604	1:27.205	1:01.362	79.0	29:05.233								
9	1	9:31.654	7:30.945	1:18.348	42.361	27.4	38:36.887								
10	1	2:50.448	46.662	1:21.125	42.661	91.9	41:27.335								
435 Racing Team Oosten & Bijzitter 1. Hielke OOSTEN 2. Sipke BIJZITTER BMW ZILHOUETTE SPS															
1	1	3:59.665	1:49.550	1:23.956	46.159	65.3	3:59.665								
2	1	2:54.255	49.841	1:20.081	44.333	89.9	6:53.920								
3	1	2:50.032	49.595	1:16.620	43.817	92.1	9:43.952								
4	1	2:48.613	48.047	1:17.645	42.921	92.8	12:32.565								
5	1	2:48.477	48.642	1:16.150	43.685	93.0	15:21.042								
6	1	2:45.704	48.385	1:14.628	42.691	94.5	18:06.746								
7	1	2:46.057	47.908	1:15.166	42.983	94.3	20:52.803								
8	1	3:03.613 B	48.720	1:18.891	56.002	85.3	23:56.416								



SUPERCAR CHALLENGE


SPA EURO RACE

FREE PRACTICE 2

Analysis

■ Personal Best
 ■ Session Best
 ■ Crossing the finish line in pit lane

Lap	D	Time	Sector 1	Sector 2	Sector 3	Kph	Elapsed	Lap	D	Time	Sector 1	Sector 2	Sector 3	Kph	Elapsed	
444 BlueBerry Racing BMW E46 M3 1. Ronald VAN LOON SPS 2. Luuk VAN LOON																
9	1	4:56.887	2:52.374	1:19.397	45.116	52.7	28:53.303	4	1	2:46.935	48.689	1:16.193	42.053	93.8	12:55.386	
10	1	4:02.110B	55.347	1:41.599	1:25.164	64.6	32:55.413	5	1	2:45.499	47.897	1:15.409	42.193	94.6	15:40.885	
1	1	4:33.526	2:22.990	1:24.601	45.935	57.2	4:33.526	6	1	2:47.504	48.234	1:17.002	42.268	93.5	18:28.389	
2	1	2:48.210	48.360	1:16.696	43.154	93.1	7:21.736	7	1	2:46.628	49.284	1:15.186	42.158	94.0	21:15.017	
3	1	2:46.369	47.260	1:16.232	42.877	94.1	10:08.105	8	1	2:56.566B	47.528	1:15.856	53.182	88.7	24:11.583	
4	1	2:57.541B	49.384	1:17.262	50.895	88.2	13:05.646	9	1	5:11.590	3:08.003	1:19.637	43.950	50.2	29:23.173	
5	1	4:18.544	2:20.959	1:14.057	43.528	60.5	17:24.190	10	1	3:49.407B	1:01.154	1:31.166	1:17.087	68.2	33:12.580	
6	1	2:41.189	47.126	1:12.716	41.347	97.1	20:05.379									
7	1	2:42.322	46.811	1:14.445	41.066	96.4	22:47.701									
8	1	2:39.661	46.491	1:12.139	41.031	98.1	25:27.362									
9	1	2:53.981B	46.427	1:14.685	52.869	90.0	28:21.343									
445 Strandpark Kustlicht BMW SPS 1. Robert VAN DEN BERG 2. Benjamin VAN DEN BERG																
1	1	3:33.926	1:15.344			73.2	3:33.926									
2	1	2:45.678	47.885	1:15.896	41.897	94.5	6:19.604									
3	1	2:40.867	45.687	1:13.597	41.583	97.3	9:00.471									
4	1	2:38.141	45.105	1:12.550	40.486	99.0	11:38.612									
5	1	2:36.739	45.210	1:11.714	39.815	99.9	14:15.351									
6	1	2:53.158B	44.568	1:17.705	50.885	90.4	17:08.509									
7	1	5:33.938	3:35.092	1:16.616	42.230	46.9	22:42.447									
8	1	2:41.884	45.739	1:14.695	41.450	96.8	25:24.331									
9	1	2:41.013	45.421	1:13.972	41.620	97.3	28:05.344									
10	1	3:26.606B	45.742	1:34.996	1:05.868	75.8	31:31.950									
11	1	10:26.501	8:10.610	1:32.765	43.126	24.9	41:58.451									
454 Intersport Racing BMW E92 M3 SPS 1. Dan STRINGFELLOW																
1	1	23:32.475	...	1:28.180	45.736	11.1	23:32.475									
2	1	2:52.295	49.317	1:19.935	43.043	90.9	26:24.770									
3	1	3:02.386B	47.872	1:20.027	54.487	85.8	29:27.156									
4	1	11:46.806	9:44.358	1:18.468	43.980	22.1	41:13.962									
459 BS Racing Team BMW E46 GTR SPS 1. Marcel VAN DE MAAT 2. Peter SCHREURS																
1	1	3:55.072	1:42.631	1:26.033	46.408	66.6	3:55.072									
2	1	2:49.716	48.543	1:17.631	43.542	92.3	6:44.788									
3	1	2:43.994	46.813	1:15.293	41.888	95.5	9:28.782									
4	1	2:40.321	45.827	1:13.596	40.898	97.7	12:09.103									
5	1	2:40.234	45.966	1:13.268	41.000	97.8	14:49.337									
6	1	2:38.683	45.852	1:12.175	40.656	98.7	17:28.020									
7	1	2:46.753B	45.817	1:12.893	48.043	93.9	20:14.773									
8	1	4:46.991	2:46.354	1:17.143	43.494	54.6	25:01.764									
9	1	2:45.456	46.153	1:16.365	42.938	94.6	27:47.220									
10	1	3:15.046B	46.149	1:22.625	1:06.272	80.3	31:02.266									
11	1	9:33.481B	7:15.643	1:23.069	54.769	27.3	40:35.747									
471 Van der Kooi Racing LOTUS EXIGE SPS 1. Jan VAN DER KOOI 2. Priscilla SPEELMAN																
1	1	4:31.080	2:12.936	1:32.110	46.034	57.7	4:31.080									
2	1	2:51.454	51.053	1:17.787	42.614	91.4	7:22.534									
3	1	2:45.917	47.832	1:15.455	42.630	94.4	10:08.451									
488 Krayem Racing GINETTA G50 GT4 SPS 1. David KRAYEM 2. Ben SCRIVENS																
1	1	3:32.831	1:18.534				73.6	3:32.831								
2	1	2:43.429	47.445	1:14.781	41.203	95.8	6:16.260									
3	1	2:40.896	46.097	1:14.087	40.712	97.3	8:57.156									
4	1	2:37.956	45.169	1:12.287	40.500	99.1	11:35.112									
5	1	2:37.190	44.794	1:11.979	40.417	99.6	14:12.302									
6	1	3:27.881	1:30.292	1:16.305	41.284	75.3	17:40.183									
7	1	2:36.552	44.601	1:11.998	39.953	100.1	20:16.735									
8	1	2:56.185B	48.502	1:15.242	52.441	88.9	23:12.920									
9	1	5:39.304	3:41.374	1:14.704	43.226	46.1	28:52.224									
10	1	3:59.601B	45.982	1:46.716	1:26.903	65.3	32:51.825									
11	1	5:41.540	3:36.115	1:21.512	43.913	45.8	38:33.365									
12	1	2:57.231	46.536	1:16.946	53.749	88.4	41:30.596									
503 Spirit Racing RENAULT CLIO RS 2.0 SPO 1. Rob NIEMAN																
1	1	3:47.728	1:29.165	1:30.031	48.532	68.7	3:47.728									
2	1	2:58.373	52.997	1:20.134	45.242	87.8	6:46.101									
3	1	2:53.730	51.373	1:17.921	44.436	90.1	9:39.831									
4	1	3:04.560B	51.508	1:19.804	53.248	84.8	12:44.391									
5	1	4:19.180	2:13.979	1:20.148	45.053	60.4	17:03.571									
6	1	2:54.272	51.424	1:17.608	45.240	89.9	19:57.843									
7	1	2:53.027	51.222	1:17.026	44.779	90.5	22:50.870									
8	1	2:52.024	51.430	1:16.174	44.420	91.0	25:42.894									
9	1	3:06.838B	51.153	1:20.433	55.252	83.8	28:49.732									
509 DAYTEC engineering BMW 135i SPO 1. Bart DROST 2. Niels KOOL																
1	1	3:41.238	1:14.525				70.8	3:41.238								
2	1	2:48.051	48.619	1:16.793	42.639	93.2	6:29.289									
3	1	2:55.879B	48.171	1:17.028	50.680	89.1	9:25.168									
4	1	4:36.346	2:31.535	1:20.752	44.059	56.6	14:01.514									
5	1	2:52.240	50.045	1:18.382	43.813	90.9	16:53.754									
6	1	2:50.385	48.861	1:17.879	43.645	91.9	19:44.139									
7	1	2:50.670	49.302	1:17.782	43.586	91.7	22:34.809									
8	1	2:54.786	49.468	1:20.922	44.396	89.6	25:29.595									
9	1	3:01.607B	49.141	1:18.213	54.253	86.2	28:31.202									
513 AT Motorsport FORD FOCUS SILHOUETTE SPO 1. Kim TROEIJEN 2. Wim LEMMERS																
1	1	3:50.363	1:31.043	1:29.318	50.002	68.0	3:50.363									
2	1	2:58.311	51.315	1:21.961	45.035	87.8	6:48.674									
3	1	2:58.776	50.063	1:20.475	48.238	87.6	9:47.450									
4	1	2:51.986	49.432	1:17.894	44.660	91.0	12:39.436									
5	1	3:43.941B	1:24.489	1:22.085	57.367	69.9	16:23.377									
6	1	5:35.602	3:22.874	1:25.173	47.555	46.6	21:58.979									
7	1	2:57.435	50.277	1:20.742	46.416	88.2	24:56.414									



SUPERCAR CHALLENGE

SPA EURO RACE

FREE PRACTICE 2

Analysis

■ Personal Best
 ■ Session Best
 ■ B Crossing the finish line in pit lane

Lap	D	Time	Sector 1	Sector 2	Sector 3	Kph	Elapsed
8	1	2:59.246	52.936	1:21.880	44.430	87.4	27:55.660

516		Vannerum Motorsport		BMW 235i RACING CUP			
		1. Johan VANNERUM		3. Jean-Luc BEHETS			
		2. Marc VANNERUM		SPO			
1	1	3:56.874	1:36.494	1:29.830	50.550	66.1	3:56.874
2	1	2:56.044	51.473	1:20.825	43.746	88.9	6:52.918
3	1	2:50.145	49.302	1:17.501	43.342	92.0	9:43.063
4	1	2:48.854	48.529	1:17.003	43.322	92.7	12:31.917
5	1	2:55.795 B	48.605	1:16.804	50.386	89.1	15:27.712
6	1	3:33.198	1:33.650	1:15.905	43.643	73.5	19:00.910
7	1	2:47.759	48.239	1:16.760	42.760	93.3	21:48.669
8	1	2:47.480	48.568	1:15.538	43.374	93.5	24:36.149
9	1	2:54.803 B	48.448	1:15.978	50.377	89.6	27:30.952
10	1	5:36.924 B	2:45.011	1:32.246	1:19.667	46.4	33:07.876

519		Raceteam The Inside		ZILHOUETTE SPORT			
		1. Michael HERMANS		SPO			
1	1	4:09.994	1:52.859	1:28.908	48.227	62.6	4:09.994
2	1	2:57.773	53.624	1:18.404	45.745	88.1	7:07.767
3	1	2:56.686	51.880	1:18.750	46.056	88.6	10:04.453
4	1	2:58.203	52.463	1:20.148	45.592	87.9	13:02.656
5	1	2:57.362	52.005	1:18.290	47.127	88.3	16:00.018
6	1	2:56.986	52.168	1:18.309	46.509	88.5	18:57.004
7	1	2:59.203	51.301	1:21.636	46.266	87.4	21:56.207
8	1	2:59.779	52.130	1:21.400	46.249	87.1	24:55.986
9	1	3:10.490 B	52.444	1:19.701	58.345	82.2	28:06.476

523		Spirit Racing		RENAULT CLIO RS 2.0			
		1. Jos VELDBOER		SPO			
		2. Piet DE GIER					
1	1	4:12.935	1:51.596	1:29.802	51.537	61.9	4:12.935
2	1	3:02.463	55.548	1:20.686	46.229	85.8	7:15.398
3	1	2:58.289	52.904	1:19.558	45.827	87.8	10:13.687
4	1	2:55.462	52.412	1:17.819	45.231	89.2	13:09.149
5	1	3:09.427 B	52.903	1:20.151	56.373	82.7	16:18.576
6	1	4:45.494	2:40.224	1:19.398	45.872	54.8	21:04.070
7	1	2:55.944	52.390	1:18.740	44.814	89.0	24:00.014
8	1	2:54.289	51.397	1:17.659	45.233	89.9	26:54.303
9	1	3:26.887 B	51.414	1:24.256	1:11.217	75.7	30:21.190

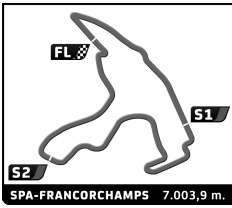
525		Traxx Racing		PEUGOT RCZ			
		1. Chris VOET		SPO			
		2. Bart VAN DEN BROECK					
1	1	9:11.877	6:42.325	1:36.365	53.187	28.3	9:11.877
2	1	3:17.172 B	55.153	1:26.796	55.223	79.4	12:29.049
3	1	5:56.427	3:41.736	1:27.093	47.598	43.9	18:25.476
4	1	2:56.154	52.606	1:18.837	44.711	88.9	21:21.630
5	1	3:01.165 B	51.297	1:17.753	52.115	86.4	24:22.795
6	1	4:45.428	2:40.500	1:19.276	45.652	54.8	29:08.223
7	1	3:55.818 B	56.145	1:30.748	1:28.925	66.4	33:04.041
8	1	5:25.582	3:21.261	1:19.139	45.182	48.0	38:29.623
9	1	2:56.420	49.538	1:20.727	46.155	88.7	41:26.043

526		Bronckhorst Car Racing		BMW M130i			
		1. Harold WISSELINK		SPO			
		2. Toon RUTGERS					
1	1	3:43.749	1:27.947			70.0	3:43.749
2	1	2:54.919	51.621	1:18.691	44.607	89.5	6:38.668

3	1	2:56.097	50.866	1:19.443	45.788	88.9	9:34.765
4	1	2:52.794	50.967	1:17.599	44.228	90.6	12:27.559
5	1	2:52.630	50.478	1:17.321	44.831	90.7	15:20.189
6	1	2:59.660	52.136	1:21.713	45.811	87.1	18:19.849
7	1	2:52.163	50.617	1:17.300	44.246	91.0	21:12.012
8	1	2:53.133	50.499	1:18.714	43.920	90.4	24:05.145
9	1	2:51.021	50.187	1:17.075	43.759	91.5	26:56.166
10	1	3:17.542 B	49.999	1:22.088	1:05.455	79.2	30:13.708
11	1	8:41.543	6:35.534	1:20.235	45.774	30.0	38:55.251
12	1	2:52.473	50.671	1:16.997	44.805	90.8	41:47.724

555		Van der Kooi Racing		LOTUS EXIGE			
		1. Carlijn BERGMA		SPO			
		2. Pieter DE JONG					
1	1	3:36.698	1:20.501			72.3	3:36.698
2	1	2:59.508	52.887	1:20.402	46.219	87.3	6:36.206
3	1	2:55.531	51.313	1:19.166	45.052	89.2	9:31.737
4	1	2:52.534	50.584	1:17.112	44.838	90.7	12:24.271
5	1	3:09.424 B	51.711	1:25.292	52.421	82.7	15:33.695
6	1	5:39.522	3:37.655	1:18.057	43.810	46.1	21:13.217
7	1	2:50.511	49.637	1:17.012	43.862	91.9	24:03.728
8	1	2:48.714	49.442	1:15.600	43.672	92.8	26:52.442
9	1	3:05.888 B	49.335	1:19.718	56.835	84.2	29:58.330

577		Spirit Racing		RENAULT CLIO RS 2.0			
		1. Stan VAN OORD		SPO			
1	1	3:58.957	1:47.151	1:25.030	46.776	65.5	3:58.957
2	1	3:03.936	52.905	1:19.539	51.492	85.1	7:02.893
3	1	2:57.768	50.757	1:19.332	47.679	88.1	10:00.661
4	1	2:49.861	50.126	1:15.300	44.435	92.2	12:50.522
5	1	3:00.483 B	50.383	1:16.821	53.279	86.8	15:51.005
6	1	4:45.808	2:35.597	1:16.710	53.501	54.8	20:36.813
7	1	2:51.564	50.127	1:15.698	45.739	91.3	23:28.377
8	1	3:06.913 B	50.976	1:19.679	56.258	83.8	26:35.290
9	1	4:36.976 B	1:57.926	1:29.561	1:09.489	56.5	31:12.266



SUPERCAR CHALLENGE
SPA EURO RACE
QUALIFYING 1

Final Classification

Nr. Drivers	Team	Car	Cl	Time	Lap	Total	Gap	Kph
1 190 J. SMET / J. PEREZ AICART	Monlau Competition	RENAULT RS01 GT3	SGT	2:20.392	3	7	-	179.6
2 105 M. DONTJE / F. VAN EERD / J. LAMMERS	DayVTec	LMP3	SGT	2:20.728	3	8	+0.336	179.2
3 171 H. THUIS	PUMAXS Racing	PUMA RT	SGT	2:22.905	3	8	+2.513	176.4
4 154 A. DE MARTIN / B. CLUCAS	Escuela Espanola de Pilotes	MOSLER MT900	SGT	2:23.059	5	8	+2.667	176.2
5 173 B. VAN ELK	BlueBerry Racing	MOSLER MT900R	SGT	2:23.135	4	6	+2.743	176.2
6 103 H. ZUMBRINK	Volvo Reede Racing by DayVTec	VOLVO S60 V8	SGT	2:23.780	3	7	+3.388	175.4
7 155 T. MYSZKOWSKI / A. LEWANDOWSKI	GT3 POLAND	Lamborghini Huracan Supertronic	SGT	2:26.311	7	7	+5.919	172.3
8 172 J. LEQUEUX	Prime Racing	GINETTA NISSAN LMP3	SGT	2:26.977	8	8	+6.585	171.6
9 153 K. KANAROGLOU / O. CAMPOS HULL	Escuela Espanola de Pilotes	MOSLER MT900	SGT	2:27.242	7	7	+6.850	171.2
10 325 K. BOGAERTS / M. VAN DER AA	SDW Shipping by JR Motorsport	BMW M4 SILHOUETTE	GTB	2:29.328	4	6	+8.936	168.9
11 307 N. VAN DIERENDONCK / M. VAN DE RYSE	DVB Racing	PORSCHE 991 CUP	GTB	2:30.051	5	6	+9.659	168.0
12 311 W. SLUYS / C. MATTHEUS	JR Motorsport	BMW M4 SILHOUETTE	GTB	2:30.379	3	3	+9.987	167.7
13 322 C. EUSER / D. ALLEMAG	Cor Euser Racing	Marcos Mantis	GTB	2:30.593	8	8	+10.201	167.4
14 304 M. VAN BERLO	Van Berlo Racing	PORSCHE 997 GT3	GTB	2:31.577	3	8	+11.185	166.3
15 326 J. JANSEN	JJ Racing	PORSCHE 997 CUP	GTB	2:32.936	3	5	+12.544	164.9
16 324 O. FREYMUTH	AKF Motorsport	RENAULT MEGANE TROPHY	GTB	2:33.230	4	6	+12.838	164.6
17 369 A. BOSMAN	ABW Racing	PORSCHE 997 GT3	GTB	2:35.782	7	7	+15.390	161.9
18 309 D. SCHULZ / J. SCHULZ	Topper Team	PORSCHE 997 GT3	GTB	2:38.548	7	7	+18.156	159.0

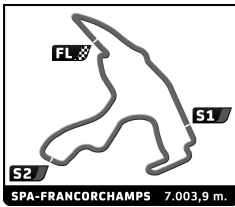
Fastest Lap	Lap 3	Jurgen SMET	2:20.392	179.6 Kph
--------------------	-------	-------------	-----------------	-----------

CAR 155 / 326 BEST LAP TIME INVALIDATED DUE TO TRACK LIMITS

Published at:

Track Status: **DRY**

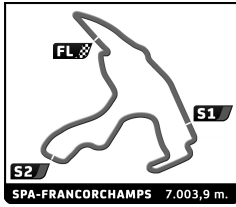
Stewards:	Timekeeper:
------------------	--------------------



SUPERCAR CHALLENGE
SPA EURO RACE
QUALIFYING 1

Best Sector Times


SECTOR 1			SECTOR 2			SECTOR 3			Pos	Team	Cl	Ideal Lap	Best Lap
Pos	Driver	Time	Driver	Time	Driver	Time							
1	190 J.SMET	39.692	105 M.DONTJE	1:03.086	171 H.THUIS	35.772	1	105 DayVTec	SGT	2:19.754	2:20.728	(2)	
2	171 H.THUIS	39.862	190 J.SMET	1:04.668	105 M.DONTJE	35.973	2	190 Monlau Competition	SGT	2:20.392	2:20.392	(1)	
3	103 H.ZUMBRINK	39.965	154 A.DE MARTIN	1:05.299	190 J.SMET	36.032	3	171 PUMAXS Racing	SGT	2:22.233	2:22.905	(3)	
4	173 B.VAN ELK	40.507	173 B.VAN ELK	1:06.055	173 B.VAN ELK	36.412	4	173 BlueBerry Racing	SGT	2:22.974	2:23.135	(5)	
5	105 M.DONTJE	40.695	171 H.THUIS	1:06.599	103 H.ZUMBRINK	36.465	5	154 Escuela Espanola de Pilotes	SGT	2:23.059	2:23.059	(4)	
6	154 A.DE MARTIN	41.057	103 H.ZUMBRINK	1:06.637	154 A.DE MARTIN	36.703	6	103 Volvo Reede Racing by DayVTec	SGT	2:23.067	2:23.780	(6)	
7	155 T.MYSZKOWSKI	41.452	153 K.KANAROGLOU	1:06.960	155 T.MYSZKOWSKI	36.796	7	155 GT3 POLAND	SGT	2:25.667	2:26.311	(7)	
8	322 C.EUSER	42.141	172 J.LEQUEUX	1:07.139	172 J.LEQUEUX	37.191	8	172 Prime Racing	SGT	2:26.485	2:26.977	(8)	
9	172 J.LEQUEUX	42.155	155 T.MYSZKOWSKI	1:07.419	153 K.KANAROGLOU	37.954	9	153 Escuela Espanola de Pilotes	SGT	2:27.242	2:27.242	(9)	
10	153 K.KANAROGLOU	42.328	325 K.BOGAERTS	1:07.688	322 C.EUSER	38.242	10	325 SDW Shipping by JR Motorsport	GTB	2:28.839	2:29.328	(10)	
11	307 N.VAN DIEBENDONCK	42.472	311 W.SLUYS	1:08.794	307 N.VAN DIEBENDONCK	38.260	11	311 JR Motorsport	GTB	2:29.789	2:30.379	(12)	
12	304 M.VAN BERLO	42.527	324 O.FREYMUTH	1:09.249	311 W.SLUYS	38.287	12	307 DVB Racing	GTB	2:30.051	2:30.051	(11)	
13	325 K.BOGAERTS	42.680	307 N.VAN DIEBENDONCK	1:09.319	325 K.BOGAERTS	38.471	13	322 Cor Euser Racing	GTB	2:30.593	2:30.593	(13)	
14	311 W.SLUYS	42.708	304 M.VAN BERLO	1:10.190	304 M.VAN BERLO	38.483	14	304 Van Berlo Racing	GTB	2:31.200	2:31.577	(14)	
15	326 J.JANSEN	43.429	322 C.EUSER	1:10.210	326 J.JANSEN	38.854	15	326 JJ Racing	GTB	2:32.631	2:32.936	(15)	
16	324 O.FREYMUTH	44.173	326 J.JANSEN	1:10.348	324 O.FREYMUTH	39.264	16	324 AKF Motorsport	GTB	2:32.686	2:33.230	(16)	
17	369 A.BOSMAN	44.254	369 A.BOSMAN	1:12.052	369 A.BOSMAN	39.476	17	369 ABW Racing	GTB	2:35.782	2:35.782	(17)	
18	309 D.SCHULZ	44.707	309 D.SCHULZ	1:13.807	309 D.SCHULZ	40.034	18	309 Topper Team	GTB	2:38.548	2:38.548	(18)	



SUPERCAR CHALLENGE
SPA EURO RACE
QUALIFYING 1

Fastest Lap Sequence

Practice Time	Team	Car	Class	Driver	Time	Kph	Lap
5:17.392	105 DayVTec	LMP3	SGT	Milan DONTJE	2:27.006	171.5	2
5:46.662	190 Monlau Competition	RENAULT RS01 GT3	SGT	Jurgen SMET	2:21.706	177.9	2
7:38.120	105 DayVTec	LMP3	SGT	Milan DONTJE	2:20.728	179.2	3
8:07.054	190 Monlau Competition	RENAULT RS01 GT3	SGT	Jurgen SMET	2:20.392	179.6	3




SUPERCAR CHALLENGE

SPA EURO RACE

QUALIFYING 1

Analysis

								■ Personal Best ■ Session Best ■ B Crossing the finish line in pit lane								
Lap	D	Time	Sector 1	Sector 2	Sector 3	Kph	Elapsed	Lap	D	Time	Sector 1	Sector 2	Sector 3	Kph	Elapsed	
103		Volvo Reede Racing by DayTec					VOLVO S60 V8 SGT			1.Henry ZUMBRINK						
1	1	3:11.352	1:07.105	1:23.647	40.600	81.8	3:11.352	1	1	3:26.100	1:17.710	1:24.204	44.186	75.9	3:26.100	
2	1	2:28.242	40.775	1:09.074	38.393	105.6	5:39.594	2	1	2:25.133	40.849	1:08.056	36.228	107.9	5:51.233	
3	1	2:23.780	40.678	1:06.637	36.465	108.9	8:03.374	3	1	2:22.905	40.491	1:06.599	35.815	109.6	8:14.138	
4	1	2:32.911 B	39.965	1:06.849	46.097	102.4	10:36.285	4	1	2:33.475 B	39.862	1:07.075	46.538	102.0	10:47.613	
5	1	6:24.790 B	3:21.603	1:40.259	1:22.928	40.6	17:01.075	5	1	3:24.444	1:39.376	1:06.945	38.123	76.6	14:12.057	
6	1	12:14.099	...	1:15.169	38.561	21.3	29:15.173	6	1	4:33.698 B	1:38.380	1:43.145	1:12.173	57.2	18:45.755	
7	1	2:27.523	42.781	1:07.370	37.372	106.1	31:42.696	7	1	9:54.421	8:07.369	1:08.971	38.081	26.3	28:40.175	
								8	1	2:22.935	40.263	1:06.900	35.772	109.6	31:03.110	
105		DayTec					LMP3 SGT			1.Milan DONTJE		3.Jan LAMMERS				
1	1	2:50.386	1:04.809	1:08.175	37.402	91.9	2:50.386	1	1	3:02.010	1:03.311	1:17.020	41.679	86.0	3:02.010	
2	1	2:27.006	41.916	1:07.740	37.350	106.5	5:17.392	2	1	2:31.936	43.759	1:09.260	38.917	103.1	5:33.946	
3	1	2:20.728	41.385	1:03.086	36.257	111.3	7:38.120	3	1	2:28.234	42.598	1:07.791	37.845	105.6	8:02.180	
4	1	2:33.608 B	40.695	1:05.123	47.790	101.9	10:11.728	4	1	2:32.087	42.474	1:11.527	38.086	103.0	10:34.267	
5	1	3:34.759	1:50.561	1:07.460	36.738	72.9	13:46.487	5	1	2:27.014	42.398	1:07.425	37.191	106.5	13:01.281	
6	1	4:14.709 B	1:28.432	1:39.504	1:06.773	61.5	18:01.196	6	1	3:56.183 B	42.155	1:42.971	1:31.057	66.3	16:57.464	
7	1	10:55.203	9:09.169	1:08.190	37.844	23.9	28:56.398	7	1	11:48.483	9:58.635	1:10.662	39.186	22.1	28:45.946	
8	1	2:22.104	40.815	1:05.316	35.973	110.2	31:18.502	8	1	2:26.977	42.534	1:07.139	37.304	106.6	31:12.923	
153		Escuela Espanola de Pilotes					MOSLER MT900 SGT			1.Kosta KANAROGLOU		2.Oliver CAMPOS HULL				
1	1	4:08.979	1:50.198	1:29.275	49.506	62.9	4:08.979	1	1	3:27.415	1:18.500	1:23.839	45.076	75.5	3:27.415	
2	1	2:47.752 B	46.384	1:13.299	48.069	93.3	6:56.731	2	1	2:27.691	42.218	1:08.096	37.377	106.0	5:55.106	
3	1	4:17.937	2:28.147	1:10.719	39.071	60.7	11:14.668	3	1	2:24.941	41.435	1:06.415	37.091	108.1	8:20.047	
4	1	2:29.258	42.749	1:08.015	38.494	104.9	13:43.926	4	1	2:23.135	40.599	1:06.055	36.481	109.4	10:43.182	
5	1	4:14.639 B	1:04.225	1:40.657	1:29.757	61.5	17:58.565	5	1	2:24.114	40.507	1:07.195	36.412	108.7	13:07.296	
6	1	10:34.571	8:48.272	1:07.977	38.322	24.6	28:33.135	6	1	3:51.734 B	43.173	1:37.389	1:31.172	67.6	16:59.030	
7	1	2:27.242	42.328	1:06.960	37.954	106.3	31:00.377									
154		Escuela Espanola de Pilotes					MOSLER MT900 SGT			1.Alberto DE MARTIN		2.Ben CLUCAS				
1	1	3:03.850	1:08.197	1:16.545	39.108	85.1	3:03.850	1	1	3:24.956	1:16.904	1:24.430	43.622	76.4	3:24.956	
2	1	2:35.165	42.936	1:11.461	40.768	100.9	5:39.015	2	1	2:21.706	39.987	1:05.632	36.087	110.5	5:46.662	
3	1	2:25.668	42.148	1:06.492	37.028	107.5	8:04.683	3	1	2:20.392	39.692	1:04.668	36.032	111.5	8:07.054	
4	1	2:24.555	41.123	1:06.572	36.860	108.3	10:29.238	4	1	2:30.224 B	39.735	1:05.922	44.567	104.2	10:37.278	
5	1	2:23.059	41.057	1:05.299	36.703	109.4	12:52.297	5	1	7:27.957 B	4:40.389	1:43.683	1:03.885	34.9	18:05.235	
6	1	4:00.313 B	43.134	1:45.336	1:31.843	65.1	16:52.610	6	1	11:01.004	9:07.221	1:13.346	40.437	23.6	29:06.238	
7	1	12:38.810	...	1:13.282	39.689	20.6	29:31.419	7	1	2:32.241	42.915	1:10.412	38.914	102.8	31:38.479	
8	1	2:31.641	43.531	1:10.074	38.036	103.3	32:03.060									
190		Monlau Competition					RENAULT RS01 GT3 SGT			1.Jurgen SMET		2.Jose Manuel PEREZ AICART				
1	1	3:24.956	1:16.904	1:24.430	43.622	76.4	3:24.956	1	1	3:24.956	1:16.904	1:24.430	43.622	76.4	3:24.956	
2	1	2:21.706	41.987	1:05.632	36.087	110.5	5:46.662	2	1	2:21.706	39.987	1:05.632	36.087	110.5	5:46.662	
3	1	2:20.392	39.692	1:04.668	36.032	111.5	8:07.054	3	1	2:20.392	39.692	1:04.668	36.032	111.5	8:07.054	
4	1	2:30.224 B	39.735	1:05.922	44.567	104.2	10:37.278	4	1	2:30.224 B	39.735	1:05.922	44.567	104.2	10:37.278	
5	1	7:27.957 B	4:40.389	1:43.683	1:03.885	34.9	18:05.235	5	1	7:27.957 B	4:40.389	1:43.683	1:03.885	34.9	18:05.235	
6	1	11:01.004	9:07.221	1:13.346	40.437	23.6	29:06.238	6	1	11:01.004	9:07.221	1:13.346	40.437	23.6	29:06.238	
7	1	2:32.241	42.915	1:10.412	38.914	102.8	31:38.479	7	1	2:32.241	42.915	1:10.412	38.914	102.8	31:38.479	
304		Van Berlo Racing					Porsche 997 GT3 GTB			1.Marcel VAN BERLO						
1	1	3:29.091	1:16.802	1:26.243	46.046	74.9	3:29.091	1	1	3:29.091	1:16.802	1:26.243	46.046	74.9	3:29.091	
2	1	2:31.829	42.954	1:10.392	38.483	103.2	6:00.920	2	1	2:31.829	42.954	1:10.392	38.483	103.2	6:00.920	
3	1	2:31.577	42.527	1:10.190	38.860	103.3	8:32.497	3	1	2:31.577	42.527	1:10.190	38.860	103.3	8:32.497	
4	1	2:32.232	42.699	1:10.726	38.807	102.8	11:04.729	4	1	2:32.232	42.699	1:10.726	38.807	102.8	11:04.729	
5	1	2:33.754	43.011	1:11.341	39.402	101.9	13:38.483	5	1	2:33.754	43.011	1:11.341	39.402	101.9	13:38.483	
6	1	4:17.412 B	49.254	1:57.416	1:30.742	60.8	17:55.895	6	1	4:17.412 B	49.254	1:57.416	1:30.742	60.8	17:55.895	
7	1	11:17.287	9:10.977	1:20.414	45.896	23.1	29:13.181	7	1	11:17.287	9:10.977	1:20.414	45.896	23.1	29:13.181	
8	1	2:32.768	43.221	1:10.793	38.754	102.5	31:45.949	8	1	2:32.768	43.221	1:10.793	38.754	102.5	31:45.949	
307		DVB Racing					Porsche 991 CUP GTB			1.Nicolas VAN DIERENDONCK		2.Manu VAN DE RYSE				
1	1	3:36.961	1:24.744	1:25.398	46.819	72.2	3:36.961	1	1	3:36.961	1:24.744	1:25.398	46.819	72.2	3:36.961	
2	1	2:33.088	43.058	1:10.841	39.189	102.3	6:10.049	2	1	2:33.088	43.058	1:10.841	39.189	102.3	6:10.049	
3	1	2:31.597	42.850	1:10.109	38.638	103.3	8:41.646	3	1	2:31.597	42.850	1:10.109	38.638	103.3	8:41.646	



SUPERCAR CHALLENGE

SPA EURO RACE

QUALIFYING 1

Analysis

Lap	D	Time	Sector 1	Sector 2	Sector 3	Kph	Elapsed	Lap	D	Time	Sector 1	Sector 2	Sector 3	Kph	Elapsed
4	1	2:30.878	42.631	1:09.533	38.714	103.8	11:12.524	5	1	3:28.372 B	59.062	1:18.462	1:10.848	75.1	15:32.048
5	1	2:30.051	42.472	1:09.319	38.260	104.3	13:42.575								
6	1	4:17.650 B	1:31.720	1:39.680	1:06.250	60.8	18:00.225								

■ Personal Best
 ■ Session Best
 ■ Crossing the finish line in pit lane

309		Topper Team		Porsche 997 GT3			
		1. Dirk SCHULZ		GTB			
		2. Jan-Marc SCHULZ					
1	1	3:38.929	1:30.729	1:24.192	44.008	71.5	3:38.929
2	1	2:45.129	45.848	1:17.494	41.787	94.8	6:24.058
3	1	2:44.038	45.946	1:17.003	41.089	95.5	9:08.096
4	1	2:45.673	46.509	1:17.915	41.249	94.5	11:53.769
5	1	3:21.230 B	45.751	1:16.993	1:18.486	77.8	15:14.999
6	1	13:51.596	...	1:18.063	42.321	18.8	29:06.594
7	1	2:38.548	44.707	1:13.807	40.034	98.7	31:45.142

369		ABW Racing		Porsche 997 GT3			
		1. Aart BOSMAN		GTB			
1	1	2:53.630	53.143	1:18.531	41.956	90.2	2:53.630
2	1	2:49.490 B	44.859	1:14.327	50.304	92.4	5:43.120
3	1	4:54.769	2:58.839	1:14.982	40.948	53.1	10:37.889
4	1	2:37.491	44.279	1:13.470	39.742	99.4	13:15.380
5	1	3:47.605 B	44.150	1:40.134	1:23.321	68.8	17:02.985
6	1	11:45.009	9:49.492	1:14.175	41.342	22.2	28:47.993
7	1	2:35.782	44.254	1:12.052	39.476	100.5	31:23.775


311		JR Motorsport		BMW M4 SILHOUETTE			
		1. Ward SLUYS		GTB			
		2. Chris MATTHEUS					
1	1	3:39.234 B	1:17.100	1:27.883	54.251	71.4	3:39.234
2	1	5:33.853	3:41.961	1:11.623	40.269	46.9	9:13.087
3	1	2:30.379	43.298	1:08.794	38.287	104.2	11:43.466

322		Cor Euser Racing		Marcos Mantis			
		1. Cor EUSER		GTB			
		2. Dennis ALLEMAG					
1	1	3:02.418	59.574	1:20.279	42.565	85.8	3:02.418
2	1	2:40.159	44.413	1:13.987	41.759	97.8	5:42.577
3	1	2:41.315	43.992	1:15.399	41.924	97.1	8:23.892
4	1	2:36.366	43.804	1:12.101	40.461	100.2	11:00.258
5	1	2:52.504 B	43.865	1:14.651	53.988	90.8	13:52.762
6	1	6:30.532 B	2:58.084	2:10.033	1:22.415	40.1	20:23.294
7	1	8:31.026	6:34.569	1:11.068	45.389	30.6	28:54.319
8	1	2:30.593	42.141	1:10.210	38.242	104.0	31:24.912

324		AKF Motorsport		Renault Meganie Trophy			
		1. Oliver FREYMUTH		GTB			
1	1	3:58.065	1:37.228	1:34.930	45.907	65.8	3:58.065
2	1	2:36.502	45.471	1:11.690	39.341	100.1	6:34.567
3	1	2:33.612	44.257	1:10.091	39.264	101.9	9:08.179
4	1	2:33.230	44.173	1:09.582	39.475	102.2	11:41.409
5	1	2:32.596	44.204	1:09.249	39.143	102.6	14:14.005
6	1	4:34.095 B	1:38.162	1:42.435	1:13.498	57.1	18:48.100

325		SDW Shipping by JR Motorsport		BMW M4 SILHOUETTE			
		1. Koen BOGAERTS		GTB			
		2. Mark VAN DER AA					
1	1	4:09.485	2:04.338	1:23.699	41.448	62.8	4:09.485
2	1	2:32.543	44.458	1:09.562	38.523	102.7	6:42.028
3	1	2:30.028	42.986	1:08.571	38.471	104.4	9:12.056
4	1	2:29.328	42.680	1:08.077	38.571	104.9	11:41.384
5	1	2:29.343	43.171	1:07.688	38.484	104.8	14:10.727
6	1	4:10.935 B	1:09.206	1:55.870	1:05.859	62.4	18:21.662

326		JJ Racing		Porsche 997 CUP			
		1. Jos JANSEN		GTB			
1	1	4:24.522	2:06.406	1:28.599	49.517	59.2	4:24.522
2	1	2:34.271	43.751	1:10.902	39.618	101.5	6:58.793
3	1	2:32.936	43.429	1:10.348	39.159	102.4	9:31.729
4	1	2:31.947	43.390	1:09.703	38.854	103.0	12:03.676



SUPERCAR CHALLENGE

SPA EURO RACE

QUALIFYING

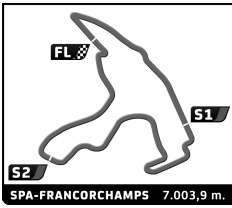
Provisional Classification

Nr Drivers	Team	Driver	Class	Session 1		Session 2		Time	Gap
				Time	Lap	Time	Lap		
1	190 Jurgen SMET/Jose Manuel PE	Monlau Competition	SGT	2:20.392	3	2:20.392			
2	105 Milan DONTJE/Frits VAN EERD/Jan LAMMERS	DayVTec	SGT	2:20.728	3	2:20.728	+0.336	+0.336	
3	171 Henk THUIS	PUMAXS Racing	SGT	2:22.905	3	2:22.905	+2.513	+2.177	
4	154 Alberto DE MARTIN/Ben CLUCAS	Escuela Espanola de Pilotes	SGT	2:23.059	5	2:23.059	+2.667	+0.154	
5	173 Berry VAN ELK	BlueBerry Racing	SGT	2:23.135	4	2:23.135	+2.743	+0.076	
6	103 Henry ZUMBRINK	Volvo Reede Racing by DayVTec	SGT	2:23.780	3	2:23.780	+3.388	+0.645	
7	155 Teodor MYSZKOWSKI/Andrzej LEWAND	GT3 POLAND	SGT	2:26.311	7	2:26.311	+5.919	+2.531	
8	172 Jean-Pierre LEQUEUX	Prime Racing	SGT	2:26.977	8	2:26.977	+6.585	+0.666	
9	153 Kosta KANAROGLU/Oliver CAMPOS	Escuela Espanola de Pilotes	SGT	2:27.242	7	2:27.242	+6.850	+0.265	
10	325 Koen BOGAERTS/Mark VAN DER A	SDW Shipping by JR Motorsport	GTB	2:29.328	4	2:29.328	+8.936	+2.086	
11	307 Nicolas VAN DIERENDONCK/Manu VAN DE R	DVB Racing	GTB	2:30.051	5	2:30.051	+9.659	+0.723	
12	311 Ward SLUYS/Chris MATTHEUS	JR Motorsport	GTB	2:30.379	3	2:30.379	+9.987	+0.328	
13	322 Cor EUSER/Dennis ALLEMAG	Cor Euser Racing	GTB	2:30.593	8	2:30.593	+10.201	+0.214	
14	304 Marcel VAN BERLO	Van Berlo Racing	GTB	2:31.577	3	2:31.577	+11.185	+0.984	
15	326 Jos JANSEN	JJ Racing	GTB	2:32.936	3	2:32.936	+12.544	+1.359	
16	324 Oliver FREYMUTH	AKF Motorsport	GTB	2:33.230	4	2:33.230	+12.838	+0.294	
17	459 Marcel VAN DE MAAT/Peter SCHREURS	BS Racing Team	SPS			2:33.883	+13.491	+0.653	
18	416 Bas SCHOUTEN/Joris SCHOUTEN	JR Motorsport	SPS			2:34.625	+14.233	+0.742	
19	445 Robert VAN DEN BERG/Benjamin VAN D	Strandpark Kustlicht	SPS			2:34.637	+14.245	+0.012	
20	402 Eric VAN DEN MUNCKHOF	Munckhof Racing / Vd Pas Racing	SPS			2:34.720	+14.328	+0.083	
21	422 Dennis HOUWELING/Aart-Jan RINGE	Ferry Monster Autosport	SPS			2:35.111	+14.719	+0.391	
22	488 David KRAYEM/Ben SCRIVENS	Krayem Racing	SPS			2:35.231	+14.839	+0.120	
23	369 Aart BOSMAN	ABW Racing	GTB	2:35.782	7	2:35.782	+15.390	+0.551	
24	412 Danny WAGTMANS/Maik BARTEN	VGL Racing	SPS			2:36.244	+15.852	+0.462	
25	444 Ronald VAN LOON/Luuk VAN LOON	BlueBerry Racing	SPS			2:37.205	+16.813	+0.961	
26	471 Jan VAN DER KOOI/Priscilla SPEE	Van der Kooi Racing	SPS			2:37.887	+17.495	+0.682	
27	309 Dirk SCHULZ/Jan-Marc SCHUL	Topper Team	GTB	2:38.548	7	2:38.548	+18.156	+0.661	
28	420 Dennis DE BORST/Martin DE KLEI	FEBO Racing Team / FMA	SPS			2:38.617	+18.225	+0.069	
29	408 Ted VAN VLIET	JR Motorsport	SPS			2:39.765	+19.373	+1.148	
30	417 Pierre ENTIENNE BORDET/Alexandre VIRO	Delahaye Racing Team	SPS			2:40.996	+20.604	+1.231	
31	509 Bart DROST/Niels KOOL	DAYVTEC engineering	SPO			2:42.635	+22.243	+1.639	
32	454 Dan STRINGFELLOW	Intersport Racing	SPS			2:42.739	+22.347	+0.104	
33	435 Hielke OOSTEN/Sipke BIJZITTE	Racing Team Oosten & Bijzitter	SPS			2:44.753	+24.361	+2.014	
34	555 Carlijn BERGSMAN/Pieter DE JONG	Van der Kooi Racing	SPO			2:45.360	+24.968	+0.607	
35	516 Johan VANNERUM/Marc VANNERUM/Jean-Lu	Vannerum Motorsport	SPO			2:46.258	+25.866	+0.898	
36	525 Chris VOET/Bart VAN DEN B	Traxx Racing	SPO			2:46.302	+25.910	+0.044	
37	526 Harold WISSELINK/Toon RUTGERS	Bronckhorst Car Racing	SPO			2:46.833	+26.441	+0.531	
38	577 Stan VAN OORD	Spirit Racing	SPO			2:49.425	+29.033	+2.592	
39	503 Rob NIEMAN	Spirit Racing	SPO			2:51.120	+30.728	+1.695	
40	523 Jos VELDBOER/Piet DE GIER	Spirit Racing	SPO			2:53.728	+33.336	+2.608	
41	519 Michael HERMANS	Raceteam The Inside	SPO			2:54.472	+34.080	+0.744	
42	513 Kim TROEIJEN/Wim LEMMERS	AT Motorsport	SPO						

CAR 155 / 326 BEST LAP TIME INVALIDATED DUE TO TRACK LIMITS

Published at:

Race Director:	Timekeeper:
----------------	-------------



SUPERCAR CHALLENGE
SPA EURO RACE
QUALIFYING 2

Final Classification

Nr. Drivers	Team	Car	Cl	Time	Lap	Total	Gap	Kph
1 459 M. VAN DE MAAT / P. SCHREURS	BS Racing Team	BMW E46 GTR	SPS	2:33.883	7	8	-	163.9
2 416 B. SCHOUTEN / J. SCHOUTEN	JR Motorsport	BMW M3 E90 WTCC	SPS	2:34.625	5	6	+0.742	163.1
3 445 R. VAN DEN BERG / B. VAN DEN BERG	Strandpark Kustlicht	BMW	SPS	2:34.637	6	8	+0.754	163.1
4 402 E. VAN DEN MUNCKHOF	Munckhof Racing / Vd Pas Racing	BMW Z4	SPS	2:34.720	4	7	+0.837	163.0
5 422 D. HOUWELING / A. RINGELBERG	Ferry Monster Autosport	SEAT SPORT LEON CUP RACER	SPS	2:35.111	7	8	+1.228	162.6
6 488 D. KRAYEM / B. SCRIVENS	Krayem Racing	GINETTA G50 GT4	SPS	2:35.231	4	7	+1.348	162.4
7 412 D. WAGTMANS / M. BARTEN	VGL Racing	SAKER RAPX	SPS	2:36.244	4	7	+2.361	161.4
8 444 R. VAN LOON / L. VAN LOON	BlueBerry Racing	BMW E46 M3	SPS	2:37.205	4	5	+3.322	160.4
9 471 J. VAN DER KOOI / P. SPEELMAN	Van der Kooi Racing	LOTUS EXIGE	SPS	2:37.887	6	6	+4.004	159.7
10 420 D. DE BORST / M. DE KLEIJN	FEBO Racing Team / FMA	SEAT SPORT LEON CUP RACER	SPS	2:38.617	6	7	+4.734	159.0
11 408 T. VAN VLIET	JR Motorsport	BMW E92 M3	SPS	2:39.765	2	6	+5.882	157.8
12 417 P. ENTIENNE BORDET / A. VIRON	Delahaye Racing Team	PORSCHE CAYMAN GT4 CS	SPS	2:40.996	7	7	+7.113	156.6
13 509 B. DROST / N. KOOL	DAYVTEC engineering	BMW 135i	SPO	2:42.635	3	7	+8.752	155.0
14 454 D. STRINGFELLOW	Intersport Racing	BMW E92 M3	SPS	2:42.739	5	7	+8.856	154.9
15 435 H. OOSTEN / S. BIJZITTER	Racing Team Oosten & Bijzitter	BMW ZILHOUETTE	SPS	2:44.753	7	7	+10.870	153.0
16 555 C. BERGSMAN / P. DE JONG	Van der Kooi Racing	LOTUS EXIGE	SPO	2:45.360	6	7	+11.477	152.5
17 516 J. VANNERUM / M. VANNERUM / J. BEHETS	Vannerum Motorsport	BMW 235i RACING CUP	SPO	2:46.258	6	7	+12.375	151.7
18 525 C. VOET / B. VAN DEN BROECK	Traxx Racing	PEUGOT RCZ	SPO	2:46.302	7	7	+12.419	151.6
19 526 H. WISSELINK / T. RUTGERS	Bronckhorst Car Racing	BMW M130i	SPO	2:46.833	4	7	+12.950	151.1
20 577 S. VAN OORD	Spirit Racing	RENAULT CLIO RS 2.0	SPO	2:49.425	4	5	+15.542	148.8
21 503 R. NIEMAN	Spirit Racing	RENAULT CLIO RS 2.0	SPO	2:51.120	6	7	+17.237	147.3
22 523 J. VELDBOER / P. DE GIER	Spirit Racing	RENAULT CLIO RS 2.0	SPO	2:53.728	4	6	+19.845	145.1
23 519 M. HERMANS	RaceTeam The Inside	ZILHOUETTE SPORT	SPO	2:54.472	2	6	+20.589	144.5

Not classified:


513 K. TROEIJEN / W. LEMMERS	AT Motorsport	FORD FOCUS SILHOUETTE	SPO
------------------------------	---------------	-----------------------	-----

Fastest Lap	Lap 7	Marcel VAN DE MAAT	2:33.883	163.9 Kph
--------------------	-------	--------------------	-----------------	-----------

Published at:

Track Status: **DRY**

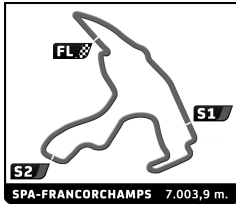
Stewards:	Timekeeper:
-----------	-------------



SUPERCAR CHALLENGE
SPA EURO RACE
QUALIFYING 2

Best Sector Times


SECTOR 1			SECTOR 2			SECTOR 3			Pos	Team	Cl	Ideal Lap	Best Lap
Pos	Driver	Time	Driver	Time	Driver	Time	Pos	Team					
1	445 R.VAN DEN BERG	44.459	459 M.VAN DE MAAT	1:09.416	402 E.VAN DEN MUNCHOF	39.268	1	459 BS Racing Team	SPS	2:33.733	2:33.883	(1)	
2	422 D.HOUWELING	44.695	488 D.KRAYEM	1:09.957	416 B.SCHOUTEN	39.459	2	445 Strandpark Kustlicht	SPS	2:34.449	2:34.637	(3)	
3	459 M.VAN DE MAAT	44.784	402 E.VAN DEN MUNCHOF	1:10.209	445 R.VAN DEN BERG	39.463	3	416 JR Motorsport	SPS	2:34.559	2:34.625	(2)	
4	416 B.SCHOUTEN	44.812	416 B.SCHOUTEN	1:10.288	459 M.VAN DE MAAT	39.533	4	402 Munchhof Racing / Vd Pas Racing	SPS	2:34.720	2:34.720	(4)	
5	412 D.WAGTMANS	44.890	412 D.WAGTMANS	1:10.296	422 D.HOUWELING	39.765	5	422 Ferry Monster Autosport	SPS	2:34.911	2:35.111	(5)	
6	488 D.KRAYEM	45.240	422 D.HOUWELING	1:10.451	488 D.KRAYEM	40.034	6	488 Krayem Racing	SPS	2:35.231	2:35.231	(6)	
7	402 E.VAN DEN MUNCHOF	45.243	445 R.VAN DEN BERG	1:10.527	412 D.WAGTMANS	40.067	7	412 VGL Racing	SPS	2:35.253	2:36.244	(7)	
8	417 P.ENTIENNE BORDET	45.715	444 R.VAN LOON	1:10.982	444 R.VAN LOON	40.361	8	444 BlueBerry Racing	SPS	2:37.065	2:37.205	(8)	
9	471 J.VAN DER KOOI	45.719	471 J.VAN DER KOOI	1:11.135	408 T.VAN VLIET	40.590	9	471 Van der Kooi Racing	SPS	2:37.485	2:37.887	(9)	
10	444 R.VAN LOON	45.722	420 D.DE BORST	1:11.746	471 J.VAN DER KOOI	40.631	10	420 FEBO Racing Team / FMA	SPS	2:38.577	2:38.617	(10)	
11	420 D.DE BORST	46.029	408 T.VAN VLIET	1:12.284	420 D.DE BORST	40.802	11	408 JR Motorsport	SPS	2:39.078	2:39.765	(11)	
12	408 T.VAN VLIET	46.204	555 C.BERGSMASMA	1:12.470	417 P.ENTIENNE BORDET	41.246	12	417 Delahaye Racing Team	SPS	2:40.330	2:40.996	(12)	
13	454 D.STRINGFELLOW	46.460	509 B.DROST	1:12.955	454 D.STRINGFELLOW	41.381	13	509 DAYVTEC engineering	SPO	2:42.203	2:42.635	(13)	
14	509 B.DROST	47.522	417 P.ENTIENNE BORDET	1:13.369	509 B.DROST	41.726	14	454 Intersport Racing	SPS	2:42.647	2:42.739	(14)	
15	435 H.OOSTEN	47.717	435 H.OOSTEN	1:14.344	435 H.OOSTEN	42.564	15	555 Van der Kooi Racing	SPO	2:44.471	2:45.360	(16)	
16	516 J.VANNERUM	48.268	577 S.VAN OORD	1:14.433	526 H.WISSELINK	42.857	16	435 Racing Team Oosten & Bijzitter	SPS	2:44.625	2:44.753	(15)	
17	525 C.VOET	48.616	525 C.VOET	1:14.614	516 J.VANNERUM	42.907	17	525 Traxx Racing	SPO	2:46.184	2:46.302	(18)	
18	555 C.BERGSMASMA	48.706	526 H.WISSELINK	1:14.776	525 C.VOET	42.954	18	516 Vannerum Motorsport	SPO	2:46.258	2:46.258	(17)	
19	526 H.WISSELINK	49.063	454 D.STRINGFELLOW	1:14.806	555 C.BERGSMASMA	43.295	19	526 Bronckhorst Car Racing	SPO	2:46.696	2:46.833	(19)	
20	577 S.VAN OORD	50.237	516 J.VANNERUM	1:15.083	503 R.NIEMAN	44.211	20	577 Spirit Racing	SPO	2:48.972	2:49.425	(20)	
21	503 R.NIEMAN	51.029	503 R.NIEMAN	1:15.560	577 S.VAN OORD	44.302	21	503 Spirit Racing	SPO	2:50.800	2:51.120	(21)	
22	523 J.VELDBOER	51.386	519 M.HERMANS	1:16.814	523 J.VELDBOER	45.025	22	519 Raceteam The Inside	SPO	2:53.532	2:54.472	(23)	
23	519 M.HERMANS	51.523	523 J.VELDBOER	1:17.317	519 M.HERMANS	45.195	23	523 Spirit Racing	SPO	2:53.728	2:53.728	(22)	



SUPERCAR CHALLENGE
SPA EURO RACE
QUALIFYING 2

Fastest Lap Sequence


Practice Time	Team	Car	Class	Driver	Time	Kph	Lap
5:28.951	488 Krayem Racing	GINETTA G50 GT4	SPS	David KRAYEM	2:37.086	160.5	2
5:29.216	416 JR Motorsport	BMW M3 E90 WTCC	SPS	Bas SCHOUTEN	2:36.534	161.1	2
8:04.771	416 JR Motorsport	BMW M3 E90 WTCC	SPS	Bas SCHOUTEN	2:35.555	162.1	3
8:34.218	445 Strandpark Kustlicht	BMW	SPS	Robert VAN DEN BERG	2:35.384	162.3	3
10:39.670	416 JR Motorsport	BMW M3 E90 WTCC	SPS	Bas SCHOUTEN	2:34.899	162.8	4
10:47.740	402 Munckhof Racing / Vd Pas Racing	BMW Z4	SPS	Eric VAN DEN MUNCKHOF	2:34.720	163.0	4
13:14.295	416 JR Motorsport	BMW M3 E90 WTCC	SPS	Bas SCHOUTEN	2:34.625	163.1	5
19:24.205	459 BS Racing Team	BMW E46 GTR	SPS	Marcel VAN DE MAAT	2:33.883	163.9	7



SUPERCAR CHALLENGE SPA EURO RACE QUALIFYING 2

Analysis

							■ Personal Best ■ Session Best ■ B Crossing the finish line in pit lane								
Lap	D	Time	Sector 1	Sector 2	Sector 3	Kph	Elapsed	Lap	D	Time	Sector 1	Sector 2	Sector 3	Kph	Elapsed
402 Munckhof Racing / Vd Pas Racing 1. Eric VAN DEN MUNCKHOF							BMW Z4 SPS								
1	1	3:00.511	59.051	1:19.915	41.545	86.8	3:00.511	5	1	2:39.925	46.545	1:12.067	41.313	97.9	15:10.721
2	1	2:36.863	45.838	1:11.355	39.670	99.8	5:37.374	6	1	2:38.617	46.029	1:11.786	40.802	98.7	17:49.338
3	1	2:35.646	45.814	1:10.321	39.511	100.6	8:13.020	7	1	2:39.468	46.285	1:11.746	41.437	98.2	20:28.806
4	1	2:34.720	45.243	1:10.209	39.268	101.2	10:47.740								
5	1	2:36.451	45.550	1:11.005	39.896	100.1	13:24.191								
6	1	3:00.501 B	51.318	1:16.763	52.420	86.8	16:24.692								
7	1	5:30.493	3:32.695	1:15.292	42.506	47.4	21:55.185								
408 JR Motorsport 1. Ted VAN VLIET							BMW E92 M3 SPS								
1	1	3:10.946	1:06.790	1:21.411	42.745	82.0	3:10.946								
2	1	2:39.765	46.602	1:12.468	40.695	98.0	5:50.711								
3	1	2:40.267	46.869	1:12.522	40.876	97.7	8:30.978								
4	1	2:39.953	46.204	1:13.159	40.590	97.9	11:10.931								
5	1	2:40.101	46.664	1:12.284	41.153	97.8	13:51.032								
6	1	3:18.611 B	55.808	1:25.949	56.854	78.9	17:09.643								
412 VGL Racing 1. Danny WAGTMANS 2. Maik BARTEN							SAKER RAPX SPS								
1	1	3:02.165	1:04.864	1:15.911	41.390	85.9	3:02.165								
2	1	2:37.373	45.223	1:12.083	40.067	99.5	5:39.538								
3	1	2:36.813	44.890	1:11.303	40.620	99.9	8:16.351								
4	1	2:36.244	45.028	1:10.296	40.920	100.2	10:52.595								
5	1	2:36.471	45.438	1:10.600	40.433	100.1	13:29.066								
6	1	2:52.933 B	46.464	1:13.709	52.760	90.5	16:21.999								
7	1	3:42.444	1:50.268	1:11.643	40.533	70.4	20:04.443								
416 JR Motorsport 1. Bas SCHOUTEN 2. Joris SCHOUTEN							BMW M3 E90 WTCC SPS								
1	1	2:52.682	54.954	1:16.176	41.552	90.7	2:52.682								
2	1	2:36.534	45.557	1:10.969	40.008	100.1	5:29.216								
3	1	2:35.555	45.209	1:10.681	39.665	100.7	8:04.771								
4	1	2:34.899	44.997	1:10.443	39.459	101.1	10:39.670								
5	1	2:34.625	44.812	1:10.288	39.525	101.3	13:14.295								
6	1	2:49.439 B	46.732	1:14.707	48.000	92.4	16:03.734								
417 Delahaye Racing Team 1. Pierre ENTIENNE BORDET 2. Alexandre VIRON							PORSCHE CAYMAN GT4 CS SPS								
1	1	3:26.064	1:15.843	1:24.887	45.334	76.0	3:26.064								
2	1	2:46.921	47.926	1:16.900	42.095	93.8	6:12.985								
3	1	2:43.695	46.481	1:15.912	41.302	95.6	8:56.680								
4	1	2:52.902 B	46.335	1:15.389	51.178	90.5	11:49.582								
5	1	3:56.698	1:57.304	1:16.290	43.104	66.1	15:46.280								
6	1	2:41.729	45.715	1:14.755	41.259	96.8	18:28.009								
7	1	2:40.996	46.381	1:13.369	41.246	97.3	21:09.005								
420 FEBO Racing Team / FMA 1. Dennis DE BORST 2. Martin DE KLEIJN							SEAT SPORT LEON CUP RACER SPS								
1	1	4:29.080	2:25.412	1:19.960	43.708	58.2	4:29.080								
2	1	2:40.954	46.806	1:12.844	41.304	97.3	7:10.034								
3	1	2:39.185	46.257	1:11.958	40.970	98.4	9:49.219								
4	1	2:41.577	47.511	1:12.086	41.980	96.9	12:30.796								
422 Ferry Monster Autosport 1. Dennis HOUWELING 2. Aart-Jan RINGELBERG							SEAT SPORT LEON CUP RACER SPS								
1	1	4:05.313	2:06.833	1:17.241	41.239	63.8	4:05.313								
2	1	2:37.544	45.682	1:11.927	39.935	99.4	6:42.857								
3	1	2:35.442	45.185	1:10.492	39.765	100.7	9:18.299								
4	1	2:41.148	45.132	1:15.455	40.561	97.2	11:59.447								
5	1	2:36.146	45.428	1:10.943	39.775	100.3	14:35.593								
6	1	2:36.064	44.715	1:11.275	40.074	100.4	17:11.657								
7	1	2:35.111	44.695	1:10.451	39.965	101.0	19:46.768								
8	1	2:36.762	45.188	1:11.403	40.171	99.9	22:23.530								
435 Racing Team Oosten & Bijzitter 1. Hielke OOSTEN 2. Sipke BIJZITTER							BMW ZILHOUETTE SPS								
1	1	3:42.293	1:33.909	1:21.566	46.818	70.4	3:42.293								
2	1	2:48.140	48.841	1:16.117	43.182	93.2	6:30.433								
3	1	2:45.918	47.717	1:15.080	43.121	94.4	9:16.351								
4	1	2:46.081	47.902	1:15.401	42.778	94.3	12:02.432								
5	1	2:51.566	47.986	1:17.429	46.151	91.3	14:53.998								
6	1	2:46.633	48.931	1:14.604	43.098	94.0	17:40.631								
7	1	2:44.753	47.845	1:14.344	42.564	95.0	20:25.384								
444 BlueBerry Racing 1. Ronald VAN LOON 2. Luuk VAN LOON							BMW E46 M3 SPS								
1	1	4:12.998	2:10.259	1:15.838	46.901	61.9	4:12.998								
2	1	2:37.887	46.158	1:11.002	40.727	99.2	6:50.885								
3	1	2:39.821	47.148	1:12.312	40.361	98.0	9:30.706								
4	1	2:37.205	45.722	1:10.982	40.501	99.6	12:07.911								
5	1	3:47.530 B	1:06.722	1:33.606	1:07.202	68.8	15:55.441								
445 Strandpark Kustlicht 1. Robert VAN DEN BERG 2. Benjamin VAN DEN BERG							BMW SPS								
1	1	3:20.001	1:11.497	1:24.772	43.732	78.3	3:20.001								
2	1	2:38.833	46.241	1:12.394	40.198	98.6	5:58.834								
3	1	2:35.384	45.333	1:10.588	39.463	100.8	8:34.218								
4	1	2:35.076	44.517	1:10.809	39.750	101.0	11:09.294								
5	1	2:35.113	44.459	1:11.142	39.512	101.0	13:44.407								
6	1	2:34.637	44.479	1:10.572	39.586	101.3	16:19.044								
7	1	2:53.106	46.891	1:19.788	46.427	90.5	19:12.150								
8	1	2:34.833	44.679	1:10.527	39.627	101.1	21:46.983								
454 Intersport Racing 1. Dan STRINGFELLOW							BMW E92 M3 SPS								
1	1	2:52.671	50.925	1:19.043	42.703	90.7	2:52.671								
2	1	2:43.578	46.460	1:15.737	41.381	95.7	5:36.249								
3	1	2:44.017	46.962	1:15.260	41.795	95.5	8:20.266								
4	1	2:43.577	46.921	1:14.806	41.850	95.7	11:03.843								
5	1	2:42.739	46.465	1:14.875	41.399	96.2	13:46.582								
6	1	2:54.352 B	46.672	1:15.782	51.898	89.8	16:40.934								
7	1	4:18.822	2:21.720	1:15.515	41.587	60.5	20:59.756								




SUPERCAR CHALLENGE

SPA EURO RACE

QUALIFYING 2

Analysis

Lap	D	Time	Sector 1	Sector 2	Sector 3	Kph	Elapsed	Lap	D	Time	Sector 1	Sector 2	Sector 3	Kph	Elapsed
459	BS Racing Team BMW E46 GTR 1. Marcel VAN DE MAAT 2. Peter SCHREURS														
1	1	3:36.438	1:29.881	1:20.839	45.718	72.3	3:36.438	3	1	2:51.548	49.055	1:18.610	43.883	91.3	9:08.627
2	1	2:47.451	50.769	1:15.524	41.158	93.5	6:23.889	4	1	2:56.145 B	49.197	1:17.050	49.898	88.9	12:04.772
3	1	2:37.994	45.507	1:12.214	40.273	99.1	9:01.883	5	1	4:09.431	2:10.254	1:15.853	43.324	62.8	16:14.203
4	1	2:38.150	45.138	1:11.565	41.447	99.0	11:40.033	6	1	2:46.258	48.268	1:15.083	42.907	94.2	19:00.461
5	1	2:35.312	45.556	1:09.938	39.818	100.8	14:15.345	7	1	2:56.530 B	49.126	1:15.603	51.801	88.7	21:56.991
6	1	2:34.977	45.015	1:10.429	39.533	101.0	16:50.322								
7	1	2:33.883	44.784	1:09.416	39.683	101.8	19:24.205								
8	1	2:34.654	44.982	1:10.063	39.609	101.2	21:58.859								
471	Van der Kooi Racing LOTUS EXIGE 1. Jan VAN DER KOOI 2. Priscilla SPEELMAN														
1	1	3:47.340 B	1:21.454	1:25.510	1:00.376	68.9	3:47.340	1	1	3:48.365	1:34.542	1:25.348	48.475	68.5	3:48.365
2	1	4:51.377	2:57.302	1:12.852	41.223	53.7	8:38.717	2	1	2:54.472	52.463	1:16.814	45.195	89.7	6:42.837
3	1	2:37.979	45.719	1:11.629	40.631	99.1	11:16.696	3	1	2:55.262	51.523	1:18.331	45.408	89.4	9:38.099
4	1	2:47.104 B	46.245	1:11.554	49.305	93.7	14:03.800	4	1	2:55.081	51.692	1:17.380	46.009	89.4	12:33.180
5	1	4:01.152	2:06.214	1:13.479	41.459	64.9	18:04.952	5	1	2:56.106	52.537	1:17.533	46.036	88.9	15:29.286
6	1	2:37.887	45.886	1:11.135	40.866	99.2	20:42.839	6	1	3:11.651 B	51.874	1:23.722	56.055	81.7	18:40.937
488	Krayem Racing GINETTA G50 GT4 1. David KRAYEM 2. Ben SCRIVENS														
1	1	2:51.865	54.480	1:16.293	41.092	91.1	2:51.865	1	1	3:52.450	1:28.594	1:30.754	53.102	67.4	3:52.450
2	1	2:37.086	45.444	1:11.306	40.336	99.7	5:28.951	2	1	2:58.652	52.293	1:20.692	45.667	87.6	6:51.102
3	1	2:41.254	45.244	1:13.909	42.101	97.1	8:10.205	3	1	2:55.422	52.441	1:17.885	45.096	89.2	9:46.524
4	1	2:35.231	45.240	1:09.957	40.034	100.9	10:45.436	4	1	2:53.728	51.386	1:17.317	45.025	90.1	12:40.252
5	1	2:48.226 B	45.658	1:12.762	49.806	93.1	13:33.662	5	1	3:09.750	55.880	1:23.240	50.630	82.5	15:50.002
6	1	4:05.523	2:10.998	1:13.213	41.312	63.8	17:39.185	6	1	3:12.679 B	51.630	1:22.095	58.954	81.3	19:02.681
7	1	2:39.701	45.426	1:13.013	41.262	98.1	20:18.886								
503	Spirit Racing RENAULT CLIO RS 2.0 1. Rob NIEMAN														
1	1	3:47.548	1:19.383	1:30.556	57.609	68.8	3:47.548	1	1	3:18.201	1:03.966	1:28.747	45.488	79.0	3:18.201
2	1	3:00.052	53.527	1:20.821	45.704	86.9	6:47.600	2	1	2:48.075	49.772	1:15.194	43.109	93.2	6:06.276
3	1	2:52.652	51.690	1:16.751	44.211	90.7	9:40.252	3	1	2:46.841	49.041	1:14.725	43.075	93.8	8:53.117
4	1	2:53.125	51.070	1:16.128	45.927	90.4	12:33.377	4	1	2:48.762	49.034	1:15.658	44.070	92.8	11:41.879
5	1	2:52.764	52.001	1:16.247	44.516	90.6	15:26.141	5	1	2:47.388	49.260	1:15.018	43.110	93.5	14:29.267
6	1	2:51.120	51.029	1:15.741	44.350	91.5	18:17.261	6	1	2:47.578	48.878	1:15.746	42.954	93.5	17:16.845
7	1	2:51.555	51.227	1:15.560	44.768	91.3	21:08.816	7	1	2:46.302	48.616	1:14.614	43.072	94.1	20:03.147
509	DAYVTEC engineering BMW 135i 1. Bart DROST 2. Niels KOOL														
1	1	3:28.935	1:11.877	1:32.556	44.502	74.9	3:28.935	1	1	3:22.762	1:02.227	1:30.088	50.447	77.2	3:22.762
2	1	2:46.233	48.054	1:15.685	42.494	94.2	6:15.168	2	1	3:00.628	54.946	1:21.016	44.666	86.7	6:23.390
3	1	2:42.635	47.954	1:12.955	41.726	96.3	8:57.803	3	1	2:47.935	49.705	1:15.202	43.028	93.2	9:11.325
4	1	2:44.340	47.522	1:14.939	41.879	95.3	11:42.143	4	1	2:46.833	49.200	1:14.776	42.857	93.8	11:58.158
5	1	2:57.929 B	49.504	1:16.330	52.095	88.0	14:40.072	5	1	2:47.092	49.063	1:14.925	43.104	93.7	14:45.250
6	1	3:53.221	1:51.728	1:17.802	43.691	67.1	18:33.293	6	1	2:47.457	49.259	1:15.081	43.117	93.5	17:32.707
7	1	2:49.816	49.331	1:16.982	43.503	92.2	21:23.109	7	1	3:17.468 B	54.354	1:24.326	58.788	79.3	20:50.175
516	Vannerum Motorsport BMW 235i RACING CUP 1. Johan VANNERUM 2. Marc VANNERUM														
1	1	3:24.198	1:12.859	1:25.361	45.978	76.7	3:24.198	1	1	3:29.511	1:24.080	1:21.551	43.880	74.7	3:29.511
2	1	2:52.881	50.423	1:18.233	44.225	90.5	6:17.079	2	1	2:48.162	48.706	1:14.801	44.655	93.1	6:17.673
								3	1	2:46.415	49.063	1:14.057	43.295	94.1	9:04.088
								4	1	2:45.543	49.083	1:12.559	43.901	94.6	11:49.631
								5	1	2:45.492	49.337	1:12.844	43.311	94.6	14:35.123
								6	1	2:45.360	49.472	1:12.470	43.418	94.7	17:20.483
								7	1	3:05.383 B	50.407	1:14.137	1:00.839	84.5	20:25.866

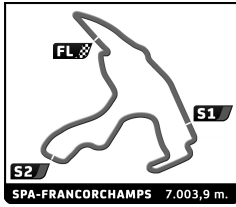


SUPERCAR CHALLENGE
SPA EURO RACE
QUALIFYING 2

Analysis

■ Personal Best ■ Session Best **B** Crossing the finish line in pit lane

Lap	D	Time	Sector 1	Sector 2	Sector 3	Kph	Elapsed	Lap	D	Time	Sector 1	Sector 2	Sector 3	Kph	Elapsed
577		Spirit Racing		RENAULT CLIO RS 2.0											
		1. Stan VAN OORD		SPO											
1	1	3:46.972	1:25.615	1:27.661	53.696	69.0	3:46.972								
2	1	2:52.504	50.963	1:17.032	44.509	90.8	6:39.476								
3	1	2:49.572	50.524	1:14.746	44.302	92.3	9:29.048								
4	1	2:49.425	50.237	1:14.433	44.755	92.4	12:18.473								
5	1	3:20.517 B	56.721	1:24.698	59.098	78.1	15:38.990								



SUPERCAR CHALLENGE

SPA EURO RACE

QUALIFYING 2

Classification by 2nd Fastest Lap

Driver	Team	Vehicle	Time	Gap	
1 459 M. VAN DE MAAT / P. SCHREURS	BS Racing Team	BMW E46 GTR	SPS	2:34.654	-
2 445 R. VAN DEN BERG / B. VAN DEN BERG	Strandpark Kustlicht	BMW	SPS	2:34.833	+0.179
3 416 B. SCHOUTEN / J. SCHOUTEN	JR Motorsport	BMW M3 E90 WTCC	SPS	2:34.899	+0.245
4 422 D. HOUWELING / A. RINGELBERG	Ferry Monster Autosport	SEAT SPORT LEON CUP RACER	SPS	2:35.442	+0.788
5 402 E. VAN DEN MUNCKHOF	Munckhof Racing / Vd Pas Racing	BMW Z4	SPS	2:35.646	+0.992
6 412 D. WAGTMANS / M. BARTEN	VGL Racing	SAKER RAPX	SPS	2:36.471	+1.817
7 488 D. KRAYEM / B. SCRIVENS	Krayem Racing	GINETTA G50 GT4	SPS	2:37.086	+2.432
8 444 R. VAN LOON / L. VAN LOON	BlueBerry Racing	BMW E46 M3	SPS	2:37.887	+3.233
9 471 J. VAN DER KOOI / P. SPEELMAN	Van der Kooi Racing	LOTUS EXIGE	SPS	2:37.979	+3.325
10 420 D. DE BORST / M. DE KLEIJN	FEBO Racing Team / FMA	SEAT SPORT LEON CUP RACER	SPS	2:39.185	+4.531
11 408 T. VAN VLIET	JR Motorsport	BMW E92 M3	SPS	2:39.953	+5.299
12 417 P. ENTIENNE BORDET / A. VIRON	Delahaye Racing Team	PORSCHE CAYMAN GT4 CS	SPS	2:41.729	+7.075
13 454 D. STRINGFELLOW	Intersport Racing	BMW E92 M3	SPS	2:43.577	+8.923
14 509 B. DROST / N. KOOL	DAYTEC engineering	BMW 135i	SPO	2:44.340	+9.686
15 555 C. BERGSMA / P. DE JONG	Van der Kooi Racing	LOTUS EXIGE	SPO	2:45.492	+10.838
16 435 H. OOSTEN / S. BUZZITER	Racing Team Oosten & Bijzitter	BMW ZILHOUETTE	SPS	2:45.918	+11.264
17 525 C. VOET / B. VAN DEN BROECK	Traxx Racing	PEUGOT RCZ	SPO	2:46.841	+12.187
18 526 H. WISSELINK / T. RUTGERS	Bronckhorst Car Racing	BMW M130i	SPO	2:47.092	+12.438
19 577 S. VAN OORD	Spirit Racing	RENAULT CLIO RS 2.0	SPO	2:49.572	+14.918
20 516 J. VANNERUM / M. VANNERUM / J. BEHETS	Vannerum Motorsport	BMW 235i RACING CUP	SPO	2:51.548	+16.894
21 503 R. NIEMAN	Spirit Racing	RENAULT CLIO RS 2.0	SPO	2:51.555	+16.901
22 519 M. HERMANS	Raceteam The Inside	ZILHOUETTE SPORT	SPO	2:55.081	+20.427
23 523 J. VELDBOER / P. DE GIER	Spirit Racing	RENAULT CLIO RS 2.0	SPO	2:55.422	+20.768

Not classified:


24 513 K. TROELJEN / W. LEMMERS	AT Motorsport	FORD FOCUS SILHOUETTE	SPO	
--	---------------	-----------------------	-----	--

Fastest Lap	Lap	Driver	Time	Speed
	Lap 7	Marcel VAN DE MAAT	2:33.883	163.9 Kph

Published at:

Track Status: **DRY**

Stewards:	Timekeeper:
-----------	-------------




SUPERCAR CHALLENGE
SPA EURO RACE
RACE 1 (60' + 1 lap)

Starting Grid

2:54.472	Michael HERMANS	Raceteam The Inside	519	- 21 -	513	AT Motorsport	Kim TROEIJEN
2:51.120	Rob NIEMAN	Spirit Racing	503	- 20 -	523	Spirit Racing	Piet DE GIER
2:46.833	Toon RUTGERS	Bronckhorst Car Racing	526	- 19 -	577	Spirit Racing	Stan VAN OORD
2:46.258	Marc VANNERUM	Vannerum Motorsport	516	- 18 -	525	Traxx Racing	Bart VAN DEN BROECK
2:44.753	Hielke OOSTEN	Racing Team Oosten & Bijzitter	435	- 17 -	555	Van der Kooi Racing	Carijn BERGSMA
2:42.635	Niels KOOL	DAYVTEC engineering	509	- 16 -	454	Intersport Racing	Dan STRINGFELLOW
2:39.765	Ted VAN VLIET	JR Motorsport	408	- 15 -	417	Delahaye Racing Team	Alexandre VIRON
2:38.548	Dirk SCHULZ	Topper Team	309	- 14 -	420	FEBO Racing Team / FMA	Dennis DE BORST
2:37.205	Ronald VAN LOON	BlueBerry Racing	444	- 13 -	471	Van der Kooi Racing	Priscilla SPEELMAN
2:35.782	Aart BOSMAN	ABW Racing	369	- 12 -	412	VGL Racing	Maik BARTEN
2:35.111	Aart-Jan RINGELBERG	Ferry Monster Autosport	422	- 11 -	488	Krayem Racing	David KRAYEM
2:34.637	Robert VAN DEN BERG	Strandpark Kustlicht	445	- 10 -	402	Munckhof Racing / Vd Pas Racing	Eric VAN DEN MUNCKHOF
2:33.883	Peter SCHREURS	BS Racing Team	459	- 9 -	416	JR Motorsport	Joris SCHOUTEN
2:32.936	Jos JANSEN	JJ Racing	326	- 8 -	324	AKF Motorsport	Oliver FREYMUTH
2:30.593	Cor EUSER	Cor Euser Racing	322	- 7 -	304	Van Berlo Racing	Marcel VAN BERLO
2:30.051	Nicolas VAN DIERENDONCK	DVB Racing	307	- 6 -	311	JR Motorsport	Chris MATTHEUS
2:27.242	Oliver CAMPOS HULL	Escuela Espanola de Pilotes	153	- 5 -	325	SDW Shipping by JR Motorsport	Mark VAN DER AA
2:26.311	Andrzej LEWANDOWSKI	GT3 POLAND	155	- 4 -	172	Prime Racing	Jean-Pierre LEQUEUX
2:23.135	Berry VAN ELK	BlueBerry Racing	173	- 3 -	103	Volvo Reede Racing by DayVTec	Henry ZUMBRINK
2:22.905	Henk THUIS	PUMAXS Racing	171	- 2 -	154	Escuela Espanola de Pilotes	Ben CLUCAS
2:20.392	Jose Manuel PEREZ ALCART	Monlau Competition	190	- 1 -	105	DayVTec	Milan DONTJE

Pole

Stewards:	Timekeeper:
-----------	-------------



SUPERCAR CHALLENGE

SPA EURO RACE

RACE 1 ((60' +1 lap))

Final Classification

Drivers	Team	Vehicle	Class	Laps	Total Time	Gap	Kph	Best Lap		
								Lap	Time	Kph
1 190 Jurgen SMET/Jose Manuel PEREZ AICART	Monlau Competition	RENAULT RS01 GT3	SGT	21	1:03:19.234	-	139.4	2	2:22.579	176.8
2 105 Milan DONTJE/Frits VAN EERD/Jan LAMMERS	DayVtec	LMP3	SGT	21	1:04:04.239	+45.005	137.7	3	2:25.146	173.7
3 171 Henk THUIS	PUMAXS Racing	PUMA RT	SGT	21	1:04:59.534	+1:40.300	135.8	3	2:25.035	173.8
4 155 Teodor MYSZKOWSKI/Andrzej LEWANDOWSKI	GT3 POLAND	Lamborghini Huracan Superfreako	SGT	21	1:05:13.413	+1:54.179	135.3	2	2:26.655	171.9
5 416 Bas SCHOUTEN/Joris SCHOUTEN	JR Motorsport	BMW M3 E90 WTCC	SPS	21	1:05:18.166	+1:58.932	135.1	2	2:40.433	157.2
6 444 Ronald VAN LOON/Luuk VAN LOON	BlueBerry Racing	BMW E46 M3	SPS	21	1:05:44.682	+2:25.448	134.2	2	2:44.951	152.9
7 422 Dennis HOUWELING/Aart-Jan RINGELBERG	Ferry Monster Autosport	SEAT SPORT LEON CUP RACER	SPS	21	1:05:45.442	+2:26.208	134.2	2	2:38.138	159.4
8 412 Danny WAGTMANS/Maik BARTEN	VGL Racing	SEAT SPORT LEON CUP RACER	SPS	21	1:05:48.372	+2:29.138	134.1	3	2:41.697	155.9
9 420 Dennis DE BORST/Martin DE KLEIJN	FEBO Racing Team / FMA	SEAT SPORT LEON CUP RACER	SPS	21	1:05:55.136	+2:35.902	133.9	2	2:38.560	159.0
10 153 Kosta KANAROGLOU/Oliver CAMPOS HULL	Escuela Espanola de Pilotes	MOSLER MT900	SGT	21	1:05:57.474	+2:38.240	133.8	2	2:28.236	170.1
11 154 Alberto DE MARTIN/Ben CLUCAS	Escuela Espanola de Pilotes	MOSLER MT900	SGT	21	1:06:08.457	+2:49.223	133.4	3	2:26.432	172.2
12 417 Pierre ENTENNE BORDET/Alexandre VIRON	Delahaye Racing Team	PORSCHE CAYMAN GT4 CS	SPS	20	1:03:24.944	1 Lap	132.5	3	2:44.327	153.4
13 325 Koen BOGAERTS/Mark VAN DER AA	SDW Shipping by JR Motorsport	BMW M4 SILHOUETTE	GTB	20	1:03:31.450	1 Lap	132.3	2	2:34.950	162.7
14 488 David KRAYEM/Ben SCRIVENS	Krayem Racing	GINETTA G50 GT4	SPS	20	1:03:48.940	1 Lap	131.7	2	2:42.459	155.2
15 307 Nicolas VAN DIERENDONCK/Manu VAN DE RYSE	DVB Racing	PORSCHE 991 CUP	GTB	20	1:03:50.773	1 Lap	131.6	2	2:33.309	164.5
16 172 Jean-Pierre LEQUEUX	Prime Racing	GINETTA NISSAN LMP3	SGT	20	1:03:53.481	1 Lap	131.5	2	2:28.980	169.2
17 369 Aart BOSMAN	ABW Racing	PORSCHE 997 GT3	GTB	20	1:03:56.619	1 Lap	131.4	2	2:36.680	160.9
18 304 Marcel VAN BERLO	Van Berlo Racing	PORSCHE 997 GT3	GTB	20	1:04:16.034	1 Lap	130.8	2	2:33.163	164.6
19 322 Cor EUSER/Dennis ALLEMAN	Cor Euser Racing	Marcos Manis	GTB	20	1:04:27.816	1 Lap	130.4	2	2:31.801	166.1
20 525 Chris VOET/Bart VAN DEN BROECK	Traxx Racing	PEUGOT RCZ	SPO	20	1:04:32.939	1 Lap	130.2	2	2:49.456	148.8
21 516 Johan VANNERUM/Marc VANNERUM/Jean-Luc BEHETS	Vannerum Motorsport	BMW 235i RACING CUP	SPO	20	1:04:36.952	1 Lap	130.1	3	2:51.322	147.2
22 471 Jan VAN DER KOOI/Priscilla SPEELMAN	Van der Kooi Racing	LOTUS EXIGE	SPS	20	1:04:46.323	1 Lap	129.8	2	2:46.574	151.4
23 309 Dirk SCHULZ/Jan-Marc SCHULZ	Topper Team	PORSCHE 997 GT3	GTB	20	1:04:57.116	1 Lap	129.4	3	2:41.834	155.8
24 459 Marcel VAN DE MAAT/Peter SCHREURS	BS Racing Team	BMW E46 GTR	SPS	20	1:04:58.623	1 Lap	129.3	2	2:38.602	159.0
25 324 Oliver FREYMUTH	AKF Motorsport	RENAULT MEGANE TROPHY	GTB	20	1:05:19.753	1 Lap	128.7	2	2:35.068	162.6
26 577 Stan VAN OORD	Spirit Racing	RENAULT CLIO RS 2.0	SPO	20	1:05:25.311	1 Lap	128.5	3	2:51.989	146.6
27 326 Jos JANSEN	JJ Racing	PORSCHE 997 CUP	GTB	20	1:05:38.612	1 Lap	128.0	2	2:37.333	160.3
28 526 Harold WISSELINK/Toon RUTGERS	Bronckhorst Car Racing	BMW M130i	SPO	20	1:06:11.765	1 Lap	127.0	3	2:51.821	146.7
29 311 Ward SLUYS/Chris MATTHEUS	JR Motorsport	BMW M4 SILHOUETTE	GTB	19	1:03:27.282	2 Laps	125.8	3	2:46.051	151.8
30 435 Hielke OOSTEN/Sipke BIJZITTER	Racing Team Oosten & Bijzitter	BMW ZILHOUETTE	SPS	19	1:04:09.326	2 Laps	124.5	2	2:48.177	149.9
31 555 Carlijn BERGSMAN/Pieter DE JONG	Van der Kooi Racing	LOTUS EXIGE	SPO	19	1:05:12.369	2 Laps	122.4	3	2:52.268	146.4
32 454 Dan STRINGFELLOW	Intersport Racing	BMW E92 M3	SPS	19	1:05:28.938	2 Laps	121.9	3	2:40.530	157.1
33 408 Ted VAN VLIET	JR Motorsport	BMW E92 M3	SPS	19	1:05:46.198	2 Laps	121.4	2	2:46.443	151.5
34 503 Rob NIEMAN	Spirit Racing	RENAULT CLIO RS 2.0	SPO	19	1:05:52.994	2 Laps	121.2	3	2:57.383	142.1
35 509 Bart DROST/Niels KOOL	DAYTEC engineering	BMW 135i	SPO	18	1:03:17.444	3 Laps	119.5	2	2:45.806	152.1
36 519 Michael HERMANS	Raceteam The Inside	ZILHOUETTE SPORT	SPO	18	1:03:26.247	3 Laps	119.2	2	2:55.920	143.3
37 523 Jos VELDBOER/Piet DE GIER	Spirit Racing	RENAULT CLIO RS 2.0	SPO	18	1:03:32.954	3 Laps	119.0	2	2:57.059	142.4

Not classified:

173 Berry VAN ELK	BlueBerry Racing	MOSLER MT900R	SGT	14	48:49.905			2	2:26.934	171.6
445 Robert VAN DEN BERG/Benjamin VAN DEN BERG	Strandpark Kustlicht	BMW	SPS	9	30:32.138			2	2:36.979	160.6
103 Henry ZUMBRINK	Volvo Reede Racing by DayVtec	VOLVO S60 V8	SGT	8	26:35.553			2	2:24.689	174.3
402 Eric VAN DEN MUNCKHOF	Munckhof Racing / Vd Pas Racing	BMW Z4	SPS	5	13:49.075			2	2:40.473	157.1

Not started

513 Kim TROEIJEN/Wim LEMMERS	AT Motorsport	FORD FOCUS SILHOUETTE	SPO							
------------------------------	---------------	-----------------------	-----	--	--	--	--	--	--	--


Pole Position	J. SMET	2:20.392	179.6 Kph
Fastest Lap	Lap 2 Jose Manuel PEREZ AICART	2:22.579	176.8 Kph

CARS 408 / 454 - PENALTY OF 20 SECONDS DUE TO WRONG PIT STOP DURING PIT WINDOW 1
 CARS 103 / 105 / 173 / 304 / 307 / 309 / 322 - PENALTY OF 20 SECONDS DUE TO WRONG PIT STOP DURING PIT WINDOW 2

Published at:

Track Status: **DRY**

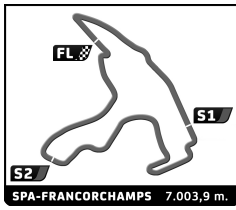
Stewards:	Timekeeper:
------------------	--------------------



SUPERCAR CHALLENGE
SPA EURO RACE
RACE 1

Lap Chart

		LAP																					
Nr	Pos	Grid	1	2	3	4	5	6	7	8	9	10	11	12	13	14	15	16	17	18	19	20	21
190	1	190	190	190	190	190	190	190	190	190	190	190	190	190	190	105	105	190	190	190	190	190	190
105	2	105	171	171	171	171	105	105	105	105	105	105	105	105	105	190	105	105	105	105	105	105	105
171	3	171	105	105	105	105	171	171	171	154	154	154	154	154	416	416	416	416	416	416	171	171	171
154	4	154	103	103	103	103	154	154	154	304	454	171	171	153	422	422	422	422	171	171	416	416	155
173	5	173	154	154	154	154	103	103	103	454	172	153	153	171	420	420	420	420	155	155	155	155	416
103	6	103	155	155	173	173	173	173	173	172	171	172	172	172	444	444	444	444	422	422	444	444	444
155	7	155	173	173	155	155	153	153	153	459	153	155	416	416	417	417	171	171	420	444	422	422	422
172	8	172	153	153	153	153	155	155	155	171	311	325	324	422	171	171	155	155	444	420	420	412	412
153	9	153	172	172	172	172	172	172	325	153	155	324	422	420	412	155	417	412	412	412	412	420	420
325	10	325	322	322	322	322	322	459	311	324	416	369	324	154	412	412	417	417	417	154	153	153	153
307	11	307	307	307	325	325	325	325	304	322	326	454	420	444	155	154	154	154	154	154	153	154	154
311	12	311	325	304	307	307	324	445	454	324	325	326	417	417	488	488	488	488	153	153	417	417	417
322	13	322	304	325	324	324	445	369	445	155	417	369	454	412	525	525	153	153	488	488	307	307	307
304	14	304	324	324	445	445	307	324	172	326	422	422	444	488	516	516	525	325	325	307	325	325	325
326	15	326	445	445	326	326	369	307	369	516	369	420	326	525	577	153	325	307	307	325	488	488	488
324	16	324	326	326	369	369	326	459	307	307	420	417	488	155	325	325	322	322	322	322	172	172	172
459	17	459	459	369	459	459	459	422	422	416	173	444	525	516	172	172	307	172	172	172	369	304	304
416	18	416	369	459	422	422	422	326	420	325	304	488	412	577	153	577	516	525	369	369	304	369	369
445	19	445	422	422	304	420	420	420	488	173	416	525	577	325	322	322	172	369	304	304	322	322	322
402	20	402	416	416	402	304	304	304	309	309	322	577	516	459	459	307	369	516	525	525	525	525	525
422	21	422	402	402	402	402	402	454	417	417	307	311	155	322	307	369	577	304	516	516	516	516	516
488	22	488	311	420	416	416	416	444	422	309	516	459	173	369	324	304	577	324	309	309	309	309	309
369	23	369	488	488	412	454	454	412	471	369	471	412	325	526	324	304	324	324	309	471	471	471	471
412	24	412	420	412	488	412	412	488	509	420	488	459	526	307	173	459	309	309	471	459	459	459	459
444	25	444	412	309	454	488	488	309	311	103	444	526	322	369	304	309	459	471	577	577	324	324	324
471	26	471	309	454	309	309	309	417	322	412	577	322	173	304	526	471	471	459	459	324	324	324	324
309	27	309	417	311	417	417	417	444	516	471	525	173	307	309	309	526	526	526	326	326	326	326	326
420	28	420	454	417	311	444	444	471	435	445	516	307	304	471	471	326	326	326	526	526	526	526	526
408	29	408	444	444	444	311	471	509	324	488	445	309	471	326	326	311	311	311	311	311	311	311	311
417	30	417	471	471	471	471	509	311	525	444	459	471	309	311	311	173	435	435	435	435	435	435	435
509	31	509	509	509	509	509	311	435	526	577	412	304	311	509	509	435	454	454	555	555	454	454	454
454	32	454	435	435	435	435	435	525	326	525	526	509	509	435	435	509	509	555	408	454	555	555	555
435	33	435	525	525	525	525	525	516	577	526	509	435	435	408	408	454	408	408	454	408	408	408	408
555	34	555	526	516	516	516	516	526	416	509	408	408	408	503	454	408	555	503	503	503	503	503	503
516	35	516	555	526	526	526	526	577	412	408	435	503	503	454	503	503	503	509	509	509	509	509	509
525	36	525	516	555	555	555	555	555	523	435	503	523	523	555	555	555	519	519	519	519	519	519	519
526	37	526	577	577	577	577	577	523	555	555	523	519	555	523	523	519	523	523	523	523	523	523	523
577	38	577	519	519	519	519	519	408	408	503	519	555	519	519	519	519	523	523	523	523	523	523	523
503	39	503	523	523	523	523	523	503	503	523	555												
523	40	523	503	503	503	503	503	519	519	519													
519	41	519	408	408	408	408	408																
513	42	513																					




SUPERCAR CHALLENGE

SPA EURO RACE

RACE 1

Best Sector Times

SECTOR 1			SECTOR 2			SECTOR 3			Pos	Team	Cl	Ideal Lap	Best Lap
Pos	Driver	Time	Driver	Time	Driver	Time	Pos	Team					
1	190 J.PEREZ AICART	39.998	190 J.PEREZ AICART	1:05.862	190 J.PEREZ AICART	35.834	1	190 Monlau Competition	SGT	2:21.694	2:22.579	(1)	
2	171 H.THUIS	40.015	105 M.DONTJE	1:06.878	103 H.ZUMBRINK	36.842	2	171 PUMAXS Racing	SGT	2:24.350	2:25.035	(3)	
3	105 M.DONTJE	40.419	154 B.CLUCAS	1:06.952	171 H.THUIS	37.007	3	105 DayVTec	SGT	2:24.611	2:25.146	(4)	
4	103 H.ZUMBRINK	40.427	171 H.THUIS	1:07.328	105 M.DONTJE	37.314	4	103 Volvo Reede Racing by DayVTec	SGT	2:24.653	2:24.689	(2)	
5	173 B.VAN ELK	41.057	103 H.ZUMBRINK	1:07.384	173 B.VAN ELK	37.449	5	154 Escuela Espanola de Pilotes	SGT	2:26.255	2:26.432	(5)	
6	155 A.LEWANDOWSKI	41.168	153 O.CAMPOS HULL	1:07.500	155 A.LEWANDOWSKI	37.481	6	155 GT3 POLAND	SGT	2:26.526	2:26.655	(6)	
7	154 B.CLUCAS	41.596	155 A.LEWANDOWSKI	1:07.877	154 B.CLUCAS	37.707	7	173 BlueBerry Racing	SGT	2:26.529	2:26.934	(7)	
8	153 O.CAMPOS HULL	42.171	173 B.VAN ELK	1:08.023	172 J.LEQUEUX	38.361	8	153 Escuela Espanola de Pilotes	SGT	2:28.048	2:28.236	(8)	
9	322 C.EUSER	42.377	172 J.LEQUEUX	1:08.047	153 O.CAMPOS HULL	38.377	9	172 Prime Racing	SGT	2:28.935	2:28.980	(9)	
10	172 J.LEQUEUX	42.527	324 O.FREYMUTH	1:10.329	322 C.EUSER	38.746	10	322 Cor Euser Racing	GTB	2:31.785	2:31.801	(10)	
11	304 M.VAN BERLO	42.717	322 C.EUSER	1:10.662	304 M.VAN BERLO	39.324	11	304 Van Berlo Racing	GTB	2:33.154	2:33.163	(11)	
12	307 N.VAN DIEBENDONCK	42.952	307 N.VAN DIEBENDONCK	1:10.948	307 N.VAN DIEBENDONCK	39.378	12	307 DVB Racing	GTB	2:33.278	2:33.309	(12)	
13	325 M.VAN DER AA	43.845	325 M.VAN DER AA	1:11.034	325 M.VAN DER AA	39.741	13	325 SDW Shipping by JR Motorsport	GTB	2:34.620	2:34.950	(13)	
14	369 A.BOSMAN	43.905	304 M.VAN BERLO	1:11.113	445 R.VAN DEN BERG	39.915	14	324 AKF Motorsport	GTB	2:34.675	2:35.068	(14)	
15	326 J.JANSEN	43.909	445 R.VAN DEN BERG	1:11.723	369 A.BOSMAN	39.969	15	369 ABW Racing	GTB	2:36.263	2:36.680	(15)	
16	324 O.FREYMUTH	44.359	459 P.SCHREURS	1:12.049	324 O.FREYMUTH	39.987	16	445 Strandpark Kustlicht	SPS	2:36.270	2:36.979	(16)	
17	445 R.VAN DEN BERG	44.632	420 D.DE BORST	1:12.062	459 P.SCHREURS	40.331	17	326 JJ Racing	GTB	2:36.908	2:37.333	(17)	
18	309 D.SCHULZ	44.982	422 A.RINGELBERG	1:12.291	422 A.RINGELBERG	40.346	18	459 BS Racing Team	SPS	2:37.457	2:38.602	(20)	
19	422 A.RINGELBERG	44.991	369 A.BOSMAN	1:12.389	326 J.JANSEN	40.468	19	422 Ferry Monster Autosport	SPS	2:37.628	2:38.138	(18)	
20	459 P.SCHREURS	45.077	326 J.JANSEN	1:12.531	402 E.VAN DEN MUNCHOF	40.611	20	420 FEBO Racing Team / FMA	SPS	2:38.124	2:38.560	(19)	
21	420 D.DE BORST	45.152	454 D.STRINGFELLOW	1:12.853	420 D.DE BORST	40.910	21	402 Munchhof Racing / Vd Pas Racing	SPS	2:39.270	2:40.473	(22)	
22	402 E.VAN DEN MUNCHOF	45.397	416 J.SCHOUTEN	1:12.966	412 M.BARTEN	41.007	22	454 Intersport Racing	SPS	2:39.824	2:40.530	(23)	
23	488 D.KRAYEM	45.586	402 E.VAN DEN MUNCHOF	1:13.262	309 D.SCHULZ	41.052	23	416 JR Motorsport	SPS	2:40.253	2:40.433	(21)	
24	454 D.STRINGFELLOW	45.736	412 M.BARTEN	1:14.096	454 D.STRINGFELLOW	41.235	24	412 VGL Racing	SPS	2:40.969	2:41.697	(24)	
25	417 A.VIRON	45.817	488 D.KRAYEM	1:15.098	488 D.KRAYEM	41.282	25	309 Topper Team	GTB	2:41.788	2:41.834	(25)	
26	412 M.BARTEN	45.866	444 R.VAN LOON	1:15.229	416 J.SCHOUTEN	41.403	26	488 Krayem Racing	SPS	2:41.966	2:42.459	(26)	
27	416 J.SCHOUTEN	45.884	471 P.SPEELMAN	1:15.435	311 C.MATTHEUS	41.745	27	417 Delahaye Racing Team	SPS	2:43.323	2:44.327	(27)	
28	311 C.MATTHEUS	46.094	509 N.KOOL	1:15.500	417 A.VIRON	41.852	28	311 JR Motorsport	GTB	2:44.075	2:46.051	(30)	
29	444 R.VAN LOON	46.560	525 B.VAN DEN BROECK	1:15.524	444 R.VAN LOON	42.372	29	444 BlueBerry Racing	SPS	2:44.161	2:44.951	(28)	
30	408 T.VAN VLIET	46.850	417 A.VIRON	1:15.654	408 T.VAN VLIET	42.442	30	509 DAYVTEC engineering	SPO	2:45.806	2:45.806	(29)	
31	509 N.KOOL	47.849	435 H.OOSTEN	1:15.752	509 N.KOOL	42.457	31	471 Van der Kooi Racing	SPS	2:46.336	2:46.574	(32)	
32	471 P.SPEELMAN	48.290	309 D.SCHULZ	1:15.754	471 P.SPEELMAN	42.611	32	408 JR Motorsport	SPS	2:46.443	2:46.443	(31)	
33	435 H.OOSTEN	48.551	577 S.VAN OORD	1:16.196	435 H.OOSTEN	43.590	33	435 Racing Team Oosten & Bijzitter	SPS	2:47.893	2:48.177	(33)	
34	516 M.VANNERUM	48.807	555 C.BERGSMA	1:16.217	525 B.VAN DEN BROECK	43.989	34	525 Traxx Racing	SPO	2:49.337	2:49.456	(34)	
35	526 T.RUTGERS	49.795	311 C.MATTHEUS	1:16.236	516 M.VANNERUM	44.012	35	516 Vannerum Motorsport	SPO	2:50.862	2:51.322	(35)	
36	525 B.VAN DEN BROECK	49.824	408 T.VAN VLIET	1:17.151	526 T.RUTGERS	44.441	36	577 Spirit Racing	SPO	2:51.024	2:51.989	(37)	
37	555 C.BERGSMA	49.878	526 T.RUTGERS	1:17.268	577 S.VAN OORD	44.662	37	555 Van der Kooi Racing	SPO	2:51.112	2:52.268	(38)	
38	577 S.VAN OORD	50.166	519 M.HERMANS	1:17.415	555 C.BERGSMA	45.017	38	526 Bronckhorst Car Racing	SPO	2:51.504	2:51.821	(36)	
39	503 R.NIEMAN	51.430	516 M.VANNERUM	1:18.043	523 P.DE GIER	45.388	39	519 Raceteam The Inside	SPO	2:54.906	2:55.920	(39)	
40	519 M.HERMANS	51.687	523 P.DE GIER	1:18.397	503 R.NIEMAN	45.455	40	523 Spirit Racing	SPO	2:55.890	2:57.059	(40)	
41	523 P.DE GIER	52.105	503 R.NIEMAN	1:20.155	519 M.HERMANS	45.804	41	503 Spirit Racing	SPO	2:57.040	2:57.383	(41)	



SUPERCAR CHALLENGE


SPA EURO RACE

RACE 1

Analysis by lap

Lapped

Nr	Lap Time	Gap	Nr	Lap Time	Gap	Nr	Lap Time	Gap	Nr	Lap Time	Gap	Nr	Lap Time	Gap
Lap 1														
			325	2:34.950	28.331	417	2:44.327	1:16.704	190	2:33.323		325	2:55.694	1:16.812
			324	2:35.068	34.538	311	2:46.051	1:17.967	519	3:04.820	1 Lap	445	3:03.366	1:41.756
190	2:22.629		445	2:36.979	37.015	444	2:45.279	1:18.813	523	3:05.929	1 Lap	369	3:01.056	1:43.283
171	2:27.216	4.587	326	2:37.333	38.379	471	2:47.412	1:23.300	105	2:32.624	9.738	324	3:11.129	1:47.918
105	2:27.738	5.109	369	2:36.680	38.642	509	2:47.452	1:23.755	171	2:33.863	10.741	307	3:13.455	1:55.447
103	2:28.892	6.263	459	2:38.602	40.075	435	2:48.212	1:28.680	503	3:04.403	1 Lap	459	3:11.841	1:56.195
154	2:30.806	8.177	422	2:38.138	41.744	525	2:50.801	1:35.334	154	2:35.652	19.439	422	3:09.304	1:57.055
155	2:31.364	8.735	416	2:40.433	44.499	516	2:51.322	1:40.423	103	2:39.810	19.767	326	3:13.840	1:57.188
173	2:31.565	8.936	402	2:40.473	45.035	526	2:51.821	1:41.427	408	3:08.102	1 Lap	420	3:08.073	1:59.394
153	2:33.187	10.558	420	2:38.560	47.955	555	2:52.268	1:42.971	173	2:40.530	25.686	304	3:04.967	2:01.288
172	2:34.028	11.399	488	2:42.459	51.617	577	2:51.989	1:43.179	153	2:41.194	33.555	454	3:05.654	2:04.179
322	2:36.238	13.609	412	2:41.872	51.815	519	2:59.494	1:55.880	155	2:42.811	34.650	416	3:21.068	2:19.065
307	2:37.824	15.195	309	2:43.681	54.159	523	3:00.954	2:00.387	172	2:40.234	41.936	412	3:18.059	2:20.599
325	2:38.589	15.960	454	2:42.537	54.199	503	2:57.383	2:10.881	322	2:39.957	46.022	488	3:19.952	2:27.339
304	2:39.738	17.109	311	2:46.287	55.436	408	2:53.754	2:14.173	325	2:46.876	1:04.933	309	3:20.150	2:30.427
324	2:44.678	22.049	417	2:44.720	55.897	Lap 4			324	2:51.941	1:20.604	417	3:14.985	2:31.460
445	2:45.244	22.615	444	2:44.951	57.054	190	2:25.979		445	2:51.434	1:22.205	444	3:13.925	2:41.314
326	2:46.254	23.625	471	2:46.574	59.408	171	2:27.357	10.201	307	2:58.489	1:25.807	471	3:15.333	2:49.634
459	2:46.681	24.052	509	2:45.806	59.823	105	2:27.026	10.437	369	2:49.482	1:26.042	509	3:20.448	2:56.125
369	2:47.170	24.541	435	2:48.177	1:03.988	103	2:28.966	13.280	326	2:51.413	1:27.163	311	3:26.092	3:02.454
422	2:48.814	26.185	525	2:49.456	1:08.053	154	2:28.102	17.110	459	2:50.452	1:28.169	435	3:23.025	3:03.905
416	2:49.274	26.645	516	2:51.347	1:12.621	173	2:27.400	18.479	422	2:50.310	1:31.566	525	3:17.669	3:08.132
402	2:49.770	27.141	526	2:52.307	1:13.126	155	2:32.768	25.162	420	2:50.279	1:35.136	516	3:20.124	3:17.611
311	2:54.357	31.728	555	2:53.141	1:14.223	153	2:30.421	25.684	304	2:53.270	1:40.136	526	3:21.246	3:19.343
488	2:54.366	31.737	577	2:52.928	1:14.710	172	2:35.417	35.025	402	2:53.251	1:41.045	Lap 7		
420	2:54.603	31.974	519	2:55.920	1:19.906	322	2:33.545	39.388	416	2:52.479	1:41.812	190	3:20.000	
412	2:55.151	32.522	523	2:57.059	1:22.953	325	2:37.142	51.380	454	2:48.611	1:42.340	577	3:21.872	1 Lap
309	2:55.686	33.057	503	2:58.242	1:37.018	307	2:43.750	1:00.641	412	2:52.603	1:46.355	105	3:14.488	2.311
417	2:56.385	33.756	408	2:46.443	1:43.939	324	2:41.006	1:01.986	488	2:56.046	1:51.202	555	3:25.711	1 Lap
454	2:56.870	34.241	Lap 3			445	2:38.487	1:04.094	309	2:55.968	1:54.092	171	3:19.704	10.849
444	2:57.311	34.682	190	2:23.520		326	2:39.585	1:09.073	417	2:56.371	2:00.290	523	4:37.915	1 Lap
471	2:58.042	35.413	171	2:25.035	8.823	369	2:40.305	1:09.883	444	3:01.225	2:11.204	154	4:57.312	2:06.273
509	2:59.225	36.596	105	2:25.146	9.390	459	2:41.086	1:11.040	471	3:04.198	2:18.116	103	4:55.022	2:06.939
435	3:01.019	38.390	103	2:25.440	10.293	422	2:42.742	1:14.579	509	3:02.939	2:19.492	173	4:49.492	2:08.494
525	3:03.805	41.176	154	2:26.432	14.987	420	2:40.308	1:18.180	311	3:09.141	2:20.177	153	4:42.810	2:09.726
526	3:06.027	43.398	173	2:27.287	17.058	304	2:44.620	1:20.189	435	3:04.279	2:24.695	155	4:44.190	2:11.747
555	3:06.290	43.661	155	2:29.082	18.373	402	2:44.712	1:21.117	525	3:04.195	2:34.278	325	4:15.996	2:12.808
516	3:06.482	43.853	153	2:28.547	21.242	416	2:43.494	1:22.656	516	3:05.692	2:41.302	459	3:37.720	2:13.915
577	3:06.990	44.361	172	2:31.307	25.587	454	2:41.822	1:27.052	526	3:05.399	2:41.912	304	3:36.721	2:18.009
519	3:09.194	46.565	322	2:32.511	31.822	412	2:43.062	1:27.075	555	3:03.703	2:42.809	454	3:34.190	2:18.369
523	3:11.102	48.473	325	2:35.406	40.217	488	2:43.641	1:28.479	577	3:04.275	2:43.800	445	3:57.328	2:19.084
503	3:23.984	1:01.355	307	2:40.465	42.870	309	2:44.953	1:31.447	Lap 6			172	4:38.000	2:20.361
408	3:42.704	1:20.075	324	2:35.941	46.959	417	2:46.517	1:37.242	190	2:43.815		369	3:57.283	2:20.566
Lap 2			445	2:38.091	51.586	444	2:50.468	1:43.302	105	2:41.900	7.823	307	3:46.968	2:22.415
190	2:22.579		326	2:40.608	55.467	311	2:52.371	1:44.359	171	2:44.219	11.145	422	3:46.138	2:23.193
171	2:25.300	7.308	369	2:40.435	55.557	471	2:49.920	1:47.241	154	2:53.337	28.961	420	3:46.231	2:25.625
105	2:25.234	7.764	459	2:39.378	55.933	509	2:52.100	1:49.876	103	2:55.965	31.917	488	3:34.890	2:42.229
103	2:24.689	8.373	422	2:39.592	57.816	435	2:51.038	1:53.739	173	2:57.131	39.002	309	3:32.829	2:43.256
154	2:26.477	12.075	304	2:57.375	1:01.548	525	2:54.051	2:03.406	519	3:23.356	1 Lap	417	3:32.854	2:44.314
155	2:26.655	12.811	402	2:40.869	1:02.384	516	2:54.489	2:08.933	523	3:22.497	1 Lap	444	3:25.692	2:47.006
173	2:26.934	13.291	420	2:39.416	1:03.851	526	2:54.388	2:09.836	153	2:57.176	46.916	408	5:03.942	1 Lap
153	2:28.236	16.215	416	2:44.162	1:05.141	555	2:55.437	2:12.429	155	2:56.722	47.557	471	3:31.173	3:00.807
172	2:28.980	17.800	412	2:41.697	1:09.992	577	2:55.648	2:12.848	503	3:21.015	1 Lap	509	3:34.646	3:10.771
322	2:31.801	22.831	488	2:42.720	1:10.817	Lap 5			172	3:04.240	1:02.361	311	3:35.254	3:17.708
307	2:33.309	25.925	454	2:40.530	1:11.209	498	2:55.648	2:12.848	408	3:31.522	1 Lap	322	5:26.651	3:19.812
304	2:33.163	27.693	309	2:41.834	1:12.473				322	3:10.954	1:13.161	516	3:26.739	3:24.350




SUPERCAR CHALLENGE
SPA EURO RACE
RACE 1

Analysis by lap

Lapped

Nr	Lap Time	Gap	Nr	Lap Time	Gap	Nr	Lap Time	Gap	Nr	Lap Time	Gap	Nr	Lap Time	Gap
Lap 8			454	4:40.871	4:21.432	408	3:23.350	2 Laps	519	3:16.170	2 Laps	435	3:08.265	2 Laps
190	3:26.710		172	4:39.523	4:21.836	417	3:15.299	1 Lap	555	3:06.884	2 Laps	154	4:37.730	1 Lap
435	3:42.974	1 Lap	171	4:38.349	4:22.429	105	2:50.065	17.413	304	2:59.416	1 Lap	155	2:51.594	1 Lap
324	4:59.653	1 Lap	153	4:38.631	4:24.661	435	3:18.430	2 Laps	471	3:01.765	1 Lap	488	3:04.157	1 Lap
525	3:40.463	1 Lap	408	4:39.911	1 Lap	444	3:01.395	1 Lap	309	3:03.159	1 Lap	190	4:20.209	1:09.441
105	3:28.409	4.010	311	4:40.547	4:28.661	488	3:10.340	1 Lap	154	2:55.297	2:20.567	525	3:09.404	1 Lap
526	3:32.659	1 Lap	155	4:35.003	4:29.367	525	3:06.847	1 Lap	153	2:54.803	2:36.642	516	3:05.505	1 Lap
326	4:54.869	1 Lap	324	4:35.741	4:29.426	577	3:09.910	1 Lap	171	2:58.752	2:40.372	408	3:18.015	2 Laps
577	3:34.353	1 Lap	326	4:33.365	4:30.812	503	3:14.260	2 Laps	Lap 13			577	3:08.369	1 Lap
416	4:56.232	1 Lap	325	4:20.211	4:31.957	311	3:47.224	1 Lap	190	2:50.227		325	3:00.063	1 Lap
503	6:27.258	2 Laps	435	8:14.579	1 Lap	516	3:08.551	1 Lap	311	5:00.817	2 Laps	172	4:26.765	1 Lap
519	7:05.203	2 Laps	417	4:05.798	4:36.333	412	2:59.353	1 Lap	509	3:26.086	2 Laps	153	4:54.724	1 Lap
412	5:47.510	1 Lap	422	4:05.443	4:36.625	523	3:23.660	2 Laps	172	3:06.537	1 Lap	503	3:14.373	2 Laps
154	4:39.191	3:18.754	369	4:04.879	4:36.857	459	3:12.747	1 Lap	105	2:44.081	18.963	322	2:57.574	1 Lap
304	4:29.711	3:21.010	420	3:59.830	4:37.888	526	3:11.379	1 Lap	416	2:54.995	1 Lap	459	3:10.463	1 Lap
454	4:29.879	3:21.538	Lap 10			519	3:15.742	2 Laps	422	2:59.710	1 Lap	454	6:59.778	2 Laps
523	4:46.075	1 Lap	190	4:38.189		322	4:15.851	1 Lap	420	2:58.088	1 Lap	307	2:57.502	1 Lap
172	4:29.639	3:23.290	173	4:19.562	1 Lap	173	4:28.221	1 Lap	324	3:09.897	1 Lap	369	3:00.821	1 Lap
555	6:45.738	1 Lap	304	4:59.955	1 Lap	555	4:26.710	2 Laps	444	2:58.428	1 Lap	324	4:17.878	1 Lap
459	4:37.717	3:24.922	555	4:58.171	2 Laps	307	4:23.533	1 Lap	417	3:03.070	1 Lap	173	3:12.024	1 Lap
171	6:40.918	3:25.057	416	4:34.501	1 Lap	309	4:34.197	1 Lap	435	3:05.391	2 Laps	304	2:57.163	1 Lap
408	3:58.422	1 Lap	322	4:53.318	1 Lap	471	4:31.453	1 Lap	435	3:05.391	2 Laps	526	3:14.235	1 Lap
153	4:43.991	3:27.007	307	4:43.062	1 Lap	304	4:42.227	1 Lap	412	2:58.284	1 Lap	309	2:58.028	1 Lap
311	3:38.093	3:29.091	309	4:19.731	1 Lap	154	2:47.441	2:09.970	488	3:03.690	1 Lap	471	2:59.772	1 Lap
322	3:38.079	3:31.181	471	3:52.212	1 Lap	509	3:25.676	1 Lap	408	3:15.236	2 Laps	555	3:04.764	2 Laps
324	3:33.801	3:34.662	488	3:43.361	1 Lap	171	2:49.410	2:26.320	525	3:06.747	1 Lap	523	3:21.800	2 Laps
155	4:50.304	3:35.341	444	3:43.199	1 Lap	153	2:46.842	2:26.539	155	2:52.258	1 Lap	519	3:14.763	2 Laps
326	3:33.077	3:38.424	503	3:36.997	2 Laps	172	2:55.201	2:41.567	516	3:07.370	1 Lap	326	2:59.077	1 Lap
516	3:41.814	3:39.454	105	4:56.656	23.897	Lap 12			577	3:11.440	1 Lap	416	2:54.130	2:58.259
Lap 9			523	5:20.322	2 Laps	190	2:44.700		503	3:13.446	2 Laps	311	3:05.711	1 Lap
190	3:40.977		577	3:18.838	1 Lap	416	2:55.420	1 Lap	325	2:58.196	1 Lap	422	2:57.477	3:20.307
307	4:46.766	1 Lap	525	3:12.645	1 Lap	324	3:02.233	1 Lap	459	3:09.366	1 Lap	420	2:58.110	3:25.920
105	3:42.397	5.430	516	5:10.810	1 Lap	105	2:52.396	25.109	322	2:58.891	1 Lap	444	2:56.840	3:31.707
416	3:19.258	1 Lap	445	3:57.356	1 Lap	422	3:00.729	1 Lap	173	2:58.570	1 Lap	417	3:01.500	3:41.296
325	5:06.625	1 Lap	459	5:32.650	1 Lap	369	3:07.070	1 Lap	526	3:12.356	1 Lap	171	2:52.438	3:47.225
173	5:18.202	1 Lap	412	4:22.633	1 Lap	420	3:03.828	1 Lap	307	2:56.727	1 Lap	155	2:48.232	3:48.945
309	4:51.777	1 Lap	526	3:17.187	1 Lap	417	3:04.610	1 Lap	369	4:15.386	1 Lap	412	2:56.424	3:51.351
417	4:53.908	1 Lap	519	3:17.076	2 Laps	454	3:20.332	1 Lap	523	3:21.033	2 Laps	154	2:59.452	3:56.754
422	5:15.676	1 Lap	509	3:28.909	1 Lap	444	2:58.695	1 Lap	304	2:55.886	1 Lap	509	3:29.720	1 Lap
369	5:19.099	1 Lap	154	2:48.347	2:19.078	435	3:11.072	2 Laps	555	3:05.463	2 Laps	Lap 15		
420	5:20.120	1 Lap	171	2:49.219	2:33.459	326	3:21.863	1 Lap	309	2:56.025	1 Lap	190	2:52.488	
103	5:56.769	1 Lap	153	2:49.774	2:36.246	408	3:17.721	2 Laps	471	2:59.221	1 Lap	435	3:07.892	2 Laps
412	3:16.881	1 Lap	172	2:59.268	2:42.915	488	3:04.774	1 Lap	519	3:16.788	2 Laps	488	3:02.836	1 Lap
471	5:05.267	1 Lap	155	3:01.804	2:52.982	525	3:06.816	1 Lap	326	4:43.351	1 Lap	525	3:05.767	1 Lap
445	6:03.853	1 Lap	Lap 11			412	2:58.866	1 Lap	Lap 14			516	3:04.906	1 Lap
488	5:41.979	1 Lap	190	2:56.549		577	3:08.394	1 Lap	105	2:51.805		105	4:22.390	20.461
444	5:37.732	1 Lap	325	3:03.401	1 Lap	516	3:06.622	1 Lap	416	2:54.872	1 Lap	153	2:55.061	1 Lap
503	4:31.303	2 Laps	324	3:07.982	1 Lap	503	3:13.443	2 Laps	311	3:07.912	2 Laps	325	3:00.870	1 Lap
577	5:16.146	1 Lap	416	2:57.906	1 Lap	155	4:06.123	1 Lap	422	2:57.725	1 Lap	172	3:01.747	1 Lap
525	5:30.252	1 Lap	454	3:18.122	1 Lap	459	3:09.765	1 Lap	420	2:59.825	1 Lap	577	3:10.816	1 Lap
526	5:41.148	1 Lap	326	3:11.311	1 Lap	523	3:21.789	2 Laps	509	3:29.549	2 Laps	322	2:55.852	1 Lap
519	5:03.054	2 Laps	369	3:06.118	1 Lap	325	4:13.604	1 Lap	444	2:56.532	1 Lap	307	2:55.055	1 Lap
509	6:56.568	1 Lap	422	3:08.474	1 Lap	526	3:14.997	1 Lap	417	3:00.917	1 Lap	408	3:20.956	2 Laps
154	4:31.143	4:08.920	420	3:08.614	1 Lap	322	3:00.803	1 Lap	171	4:15.410	1 Lap	454	3:02.863	2 Laps
						173	2:54.432	1 Lap	412	2:58.921	1 Lap	369	2:58.329	1 Lap
						307	2:59.114	1 Lap				324	3:01.517	1 Lap




SUPERCAR CHALLENGE
SPA EURO RACE
RACE 1

Analysis by lap

Lapped

Nr	Lap Time	Gap	Nr	Lap Time	Gap	Nr	Lap Time	Gap	Nr	Lap Time	Gap	Nr	Lap Time	Gap
304	2:56.654	1 Lap	412	2:54.641	2:44.183	454	3:07.188	2 Laps	420	2:57.345	2:35.241	369	2:53.643	1 Lap
459	3:13.442	1 Lap	417	3:00.417	2:47.116	516	3:07.872	1 Lap	412	2:52.641	2:38.092	322	2:53.473	1 Lap
503	3:17.011	2 Laps	154	2:54.680	2:53.027	324	2:58.337	1 Lap	519	3:13.986	2 Laps	435	3:03.558	2 Laps
309	3:00.158	1 Lap	Lap 17			309	2:57.942	1 Lap	523	3:16.585	2 Laps	525	3:02.581	1 Lap
471	2:58.642	1 Lap	190	2:56.541		471	2:58.054	1 Lap	154	2:55.604	2:53.725	516	3:02.821	1 Lap
526	3:10.962	1 Lap	488	3:00.861	1 Lap	577	3:11.205	1 Lap	153	2:49.995	2:56.505	309	2:57.624	1 Lap
555	3:03.947	2 Laps	153	2:50.483	1 Lap	459	3:03.456	1 Lap	Lap 20			471	3:04.737	1 Lap
326	3:02.626	1 Lap	435	3:03.740	2 Laps	555	3:04.252	2 Laps	190	2:58.733		459	3:01.264	1 Lap
523	3:19.976	2 Laps	105	2:55.384	25.367	408	3:09.023	2 Laps	311	3:07.045	2 Laps	171	2:45.734	1:40.300
519	3:13.325	2 Laps	325	2:56.430	1 Lap	503	3:11.494	2 Laps	417	3:03.496	1 Lap	454	2:55.261	2 Laps
416	2:54.457	1:50.787	307	2:53.364	1 Lap	326	3:02.206	1 Lap	307	2:50.695	1 Lap	555	3:04.112	2 Laps
311	3:06.276	1 Lap	322	2:55.264	1 Lap	509	3:29.929	2 Laps	325	2:50.824	1 Lap	155	2:45.322	1:54.179
422	2:58.001	2:16.379	172	3:00.912	1 Lap	416	2:59.978	1:52.590	488	3:01.245	1 Lap	416	2:57.228	1:58.932
420	2:57.500	2:21.491	525	3:08.017	1 Lap	526	3:12.998	1 Lap	105	2:51.457	27.581	324	2:59.325	1 Lap
444	2:56.763	2:26.541	369	2:55.477	1 Lap	171	2:44.587	2:09.097	172	2:54.519	1 Lap	577	3:14.764	1 Lap
171	2:47.652	2:32.948	516	3:08.260	1 Lap	155	2:51.966	2:17.186	369	2:55.207	1 Lap	408	3:07.374	2 Laps
155	2:48.638	2:35.654	454	3:00.579	2 Laps	422	2:56.897	2:24.288	304	2:55.553	1 Lap	326	3:00.134	1 Lap
417	3:01.464	2:40.831	304	2:54.372	1 Lap	519	3:15.455	2 Laps	435	3:04.465	2 Laps	444	2:55.028	2:25.448
412	2:54.252	2:43.674	577	3:10.118	1 Lap	444	2:55.757	2:29.882	322	3:09.421	1 Lap	422	2:54.914	2:26.208
173	4:58.555	1 Lap	324	2:59.315	1 Lap	523	3:16.760	2 Laps	525	3:04.615	1 Lap	412	2:52.330	2:29.138
154	2:57.654	2:52.479	309	2:58.605	1 Lap	420	2:58.908	2:32.823	516	3:02.269	1 Lap	503	3:13.341	2 Laps
Lap 16			471	3:01.497	1 Lap	412	2:54.356	2:40.378	309	2:57.537	1 Lap	420	2:56.273	2:35.902
190	2:54.132		509	3:36.661	2 Laps	311	3:05.104	1 Lap	471	2:58.808	1 Lap	153	2:48.438	2:38.240
488	3:01.570	1 Lap	459	3:07.700	1 Lap	417	2:58.459	2:52.624	459	3:01.077	1 Lap	154	2:54.743	2:49.223
435	3:04.472	2 Laps	408	3:15.454	2 Laps	154	2:57.400	2:53.048	555	3:03.211	2 Laps	526	3:15.813	1 Lap
153	2:53.954	1 Lap	555	3:04.347	2 Laps	Lap 19			577	3:12.232	1 Lap			
105	3:00.195	26.524	503	3:11.659	2 Laps	190	2:54.927		454	2:55.063	2 Laps			
525	3:07.224	1 Lap	526	3:13.115	1 Lap	153	2:48.918	1 Lap	171	2:47.981	1:52.107			
325	2:59.164	1 Lap	326	2:59.457	1 Lap	488	2:59.279	1 Lap	408	3:08.767	2 Laps			
322	2:57.506	1 Lap	416	2:53.962	1:48.078	307	2:51.766	1 Lap	324	3:00.463	1 Lap			
509	3:31.003	2 Laps	519	3:13.564	2 Laps	325	2:52.941	1 Lap	416	2:54.175	1:59.245			
307	2:55.385	1 Lap	523	3:14.802	2 Laps	105	2:57.787	34.857	155	2:45.106	2:06.398			
516	3:10.114	1 Lap	171	2:47.970	2:19.976	435	3:04.245	2 Laps	326	3:02.345	1 Lap			
172	3:01.318	1 Lap	155	2:48.364	2:20.686	322	3:05.028	1 Lap	503	3:14.087	2 Laps			
454	2:58.150	2 Laps	422	2:57.050	2:22.857	172	2:55.563	1 Lap	444	2:55.386	2:27.961			
369	2:56.993	1 Lap	420	3:00.268	2:29.381	369	2:54.901	1 Lap	422	2:55.831	2:28.835			
577	3:11.038	1 Lap	444	2:58.170	2:29.591	304	2:52.866	1 Lap	526	3:16.089	1 Lap			
304	2:55.771	1 Lap	311	3:05.817	1 Lap	525	3:04.888	1 Lap	412	2:54.990	2:34.349			
324	3:08.579	1 Lap	412	2:53.846	2:41.488	516	3:03.843	1 Lap	420	3:00.662	2:37.170			
408	3:17.549	2 Laps	417	2:59.056	2:49.631	309	3:06.777	1 Lap	153	2:49.571	2:47.343			
309	3:00.455	1 Lap	154	2:54.628	2:51.114	471	3:03.513	1 Lap	154	2:57.029	2:52.021			
459	3:07.411	1 Lap	Lap 18			459	3:05.805	1 Lap	509	3:28.621	2 Laps			
471	2:58.730	1 Lap	190	2:55.466		577	3:13.986	1 Lap	Lap 21					
503	3:12.418	2 Laps	153	2:50.718	1 Lap	555	3:05.112	2 Laps	190	2:57.541				
555	3:03.108	2 Laps	488	3:00.123	1 Lap	408	3:07.953	2 Laps	417	3:00.791	1 Lap			
526	3:11.200	1 Lap	435	3:04.493	2 Laps	454	3:50.638	2 Laps	519	3:15.146	3 Laps			
326	3:03.646	1 Lap	325	2:54.129	1 Lap	324	3:45.269	1 Lap	311	3:04.074	2 Laps			
416	2:54.002	1:50.657	307	2:53.034	1 Lap	503	3:16.877	2 Laps	307	2:50.510	1 Lap			
519	3:13.191	2 Laps	322	2:55.099	1 Lap	171	2:48.689	2:02.859	325	2:50.339	1 Lap			
523	3:18.307	2 Laps	105	3:02.096	31.997	416	3:06.140	2:03.803	523	3:16.389	3 Laps			
422	3:00.101	2:22.348	172	2:56.622	1 Lap	326	3:22.252	1 Lap	105	2:54.965	25.005			
420	2:58.295	2:25.654	369	2:56.285	1 Lap	526	3:16.439	1 Lap	488	3:00.651	1 Lap			
444	2:55.553	2:27.962	304	2:54.451	1 Lap	155	2:57.766	2:20.025	172	2:53.661	1 Lap			
171	2:49.731	2:28.547	525	3:06.696	1 Lap	509	3:32.106	2 Laps	304	2:52.155	1 Lap			
155	2:47.341	2:28.863				444	2:56.353	2:31.308						
311	3:09.109	1 Lap				422	3:02.376	2:31.737						



SUPERCAR CHALLENGE


SPA EURO RACE

RACE 1

Analysis

■ Personal Best
 ■ Session Best
 ■ B Crossing the finish line in pit lane

Lap	D	Time	Sector 1	Sector 2	Sector 3	Kph	Elapsed	Lap	D	Time	Sector 1	Sector 2	Sector 3	Kph	Elapsed
103 Volvo Reede Racing by DayTec 1. Henry ZUMBRINK VOLVO S60 V8 SGT								20	2	2:49.571	46.681	1:19.086	43.804	92.3	1:03:09.036
1	1	2:28.892	43.368	1:08.272	37.252	105.1	2:28.892	21	2	2:48.438	46.216	1:18.413	43.809	93.0	1:05:57.474
2	1	2:24.689	40.463	1:07.384	36.842	108.3	4:53.581								
3	1	2:25.440	40.549	1:07.536	37.355	107.7	7:19.021								
4	1	2:28.966	40.427	1:10.925	37.614	105.1	9:47.987								
5	1	2:39.810	41.376	1:17.379	41.055	98.0	12:27.797								
6	1	2:55.965	45.310	1:22.184	48.471	89.0	15:23.762								
7	1	4:55.022 B	1:03.713	1:20.001	1:41.308	53.1	20:18.784								
8	1	5:56.769 B	3:02.676	1:44.712	1:09.381	43.9	26:15.553								
105 DayTec 1. Milan DONTJE 2. Frits VAN EERD 3. Jan LAMMERS LMP3 SGT															
1	1	2:27.738	42.882	1:07.302	37.554	106.0	2:27.738								
2	1	2:25.234	40.777	1:06.878	37.579	107.8	4:52.972								
3	1	2:25.146	40.513	1:07.304	37.329	107.9	7:18.118								
4	1	2:27.026	40.419	1:09.293	37.314	106.5	9:45.144								
5	1	2:32.624	41.217	1:13.362	38.045	102.6	12:17.768								
6	1	2:41.900	42.708	1:18.903	40.289	96.7	14:59.668								
7	1	3:14.488	50.002	1:31.479	53.007	80.5	18:14.156								
8	1	3:28.409	1:01.740	1:31.082	55.587	75.1	21:42.565								
9	1	3:42.397 B	59.660	1:40.463	1:02.274	70.4	25:24.962								
10	1	4:56.656	2:19.855	1:36.135	1:00.666	52.8	30:21.618								
11	1	2:50.065	48.087	1:20.349	41.629	92.1	33:11.683								
12	1	2:52.396	48.355	1:21.382	42.659	90.9	36:04.079								
13	1	2:44.081	45.001	1:17.133	41.947	95.5	38:48.160								
14	1	2:51.805 B	45.955	1:18.955	46.895	91.2	41:39.965								
15	1	4:22.390	2:10.843	1:25.486	46.061	59.7	46:02.355								
16	1	3:00.195	49.067	1:24.488	46.640	86.9	49:02.550								
17	1	2:55.384	48.115	1:22.385	44.884	89.3	51:57.934								
18	1	3:02.096	48.472	1:25.119	48.505	86.0	55:00.030								
19	1	2:57.787	50.526	1:22.610	44.651	88.1	57:57.817								
20	1	2:51.457	47.173	1:20.233	44.051	91.4	1:00:49.274								
21	1	2:54.965	48.814	1:21.269	44.882	89.5	1:03:44.239								
154 Escuela Espanola de Pilotes 1. Alberto DE MARTIN 2. Ben CLUCAS MOSLER MT900 SGT															
1	2	2:30.806					2:30.806								
2	2	2:26.477	41.738	1:06.952	37.787	106.9	4:57.283								
3	2	2:26.432	41.596	1:07.129	37.707	107.0	7:23.715								
4	2	2:28.102	41.792	1:08.493	37.817	105.7	9:51.817								
5	2	2:35.652	41.973	1:14.094	39.585	100.6	12:27.469								
6	2	2:53.337 B	43.263	1:20.146	49.928	90.4	15:20.806								
7	2	4:57.312	1:54.813	1:28.294	1:34.205	52.6	20:18.118								
8	2	4:39.191	1:24.359	1:59.810	1:15.022	56.1	24:57.309								
9	2	4:31.143	1:19.873	2:06.416	1:04.854	57.7	29:28.452								
10	2	2:48.347	46.132	1:19.691	42.524	93.0	32:16.799								
11	2	2:47.441	45.812	1:19.098	42.531	93.5	35:04.240								
12	2	2:55.297 B	46.120	1:19.010	50.167	89.3	37:59.537								
13	2	4:37.730	2:23.585	1:23.835	50.310	56.4	42:37.267								
14	2	2:59.452	50.043	1:23.752	45.657	87.3	45:36.719								
15	2	2:57.654	48.605	1:23.847	45.202	88.1	48:34.373								
16	2	2:54.680	48.776	1:21.362	44.542	89.6	51:29.053								
17	2	2:54.628	47.914	1:22.373	44.341	89.7	54:23.681								
18	2	2:57.400	48.738	1:23.016	45.646	88.2	57:21.081								
19	2	2:55.604	48.193	1:22.630	44.781	89.2	1:00:16.685								
20	2	2:57.029	48.150	1:23.342	45.537	88.4	1:03:13.714								
21	2	2:54.743	48.123	1:21.427	45.193	89.6	1:06:08.457								
155 GT3 POLAND 1. Teodor MYSZKOWSKI 2. Andrzej LEWANDOWSKI Lamborghini Huracan Superfelo SGT															
1	2	2:31.364					2:31.364								
2	2	2:26.655	41.297	1:07.877	37.481	106.8	4:58.019								
3	2	2:29.082	41.168	1:08.979	38.935	105.0	7:27.101								
4	2	2:32.768	41.937	1:12.047	38.784	102.5	9:59.869								
5	2	2:42.811	42.358	1:19.015	41.438	96.2	12:42.680								
6	2	2:56.722	45.786	1:24.081	46.855	88.6	15:39.402								
7	2	4:44.190 B	1:02.563	1:58.946	1:42.681	55.1	20:23.592								
8	2	4:50.304	2:17.423	1:35.064	57.817	53.9	25:13.896								
9	2	4:35.003	1:14.580	2:03.706	1:16.717	56.9	29:48.899								
10	2	3:01.804 B	49.639	1:20.544	51.621	86.1	32:50.703								
11	2	4:06.123	2:00.057	1:21.766	44.300	63.6	36:56.826								
12	2	2:52.258	46.548	1:21.112	44.598	90.9	39:49.084								
13	2	2:51.594	47.278	1:19.772	44.544	91.2	42:40.678								
14	2	2:48.232	46.693	1:18.997	42.542	93.1	45:28.910								
15	2	2:48.638	46.479	1:19.223	42.936	92.8	48:17.548								
16	2	2:47.341	46.178	1:18.651	42.512	93.6	51:04.889								
17	2	2:48.364	46.770	1:18.916	42.678	93.0	53:53.253								
18	2	2:51.966 B	45.546	1:17.846	48.574	91.0	56:45.219								
19	2	2:57.766	56.655	1:18.540	42.571	88.1	59:42.985								
20	2	2:45.106	45.046	1:18.282	41.778	94.8	1:02:28.091								
21	2	2:45.322	44.933	1:18.677	41.712	94.7	1:05:13.413								
171 PUMAXS Racing 1. Henk THUIS PUMA RT SGT															
1	1	2:27.216					2:27.216								
2	1	2:25.300	40.591	1:07.328	37.381	107.8	4:52.516								
3	1	2:25.035	40.015	1:08.013	37.007	107.9	7:17.551								



SUPERCAR CHALLENGE SPA EURO RACE RACE 1

Analysis

■ Personal Best ■ Session Best B Crossing the finish line in pit lane

Lap	D	Time	Sector 1	Sector 2	Sector 3	Kph	Elapsed	Lap	D	Time	Sector 1	Sector 2	Sector 3	Kph	Elapsed
-----	---	------	----------	----------	----------	-----	---------	-----	---	------	----------	----------	----------	-----	---------

4	1	2:27.357	40.123	1:09.904	37.330	106.3	9:44.908
5	1	2:33.863	40.824	1:14.846	38.193	101.8	12:18.771
6	1	2:44.219	42.657	1:20.650	40.912	95.3	15:02.990
7	1	3:19.704 B	48.930	1:30.178	1:00.596	78.4	18:22.694
8	1	6:40.918	3:28.815	1:55.718	1:16.385	39.0	25:03.612
9	1	4:38.349	1:17.797	2:05.523	1:15.029	56.2	29:41.961
10	1	2:49.219	45.829	1:19.318	44.072	92.5	32:31.180
11	1	2:49.410	46.992	1:18.958	43.460	92.4	35:20.590
12	1	2:58.752 B	47.441	1:19.865	51.446	87.6	38:19.342
13	1	4:15.410	2:05.296	1:22.601	47.513	61.3	42:34.752
14	1	2:52.438	47.374	1:21.299	43.765	90.8	45:27.190
15	1	2:47.652	46.400	1:19.180	42.072	93.4	48:14.842
16	1	2:49.731	45.974	1:20.065	43.692	92.3	51:04.573
17	1	2:47.970	46.254	1:19.230	42.486	93.2	53:52.543
18	1	2:44.587	44.827	1:18.098	41.662	95.1	56:37.130
19	1	2:48.689	46.306	1:19.093	43.290	92.8	59:25.819
20	1	2:47.981	45.495	1:19.165	43.321	93.2	1:02:13.800
21	1	2:45.734	45.594	1:17.990	42.150	94.5	1:04:59.534


172 Prime Racing		GINETTA NISSAN LMP3					SGT	
1	1	2:34.028			39.243	101.7	2:34.028	
2	1	2:28.980	42.572	1:08.047	38.361	105.1	5:03.008	
3	1	2:31.307	42.527	1:09.624	39.156	103.5	7:34.315	
4	1	2:35.417	42.663	1:13.688	39.066	100.7	10:09.732	
5	1	2:40.234	43.542	1:16.209	40.483	97.8	12:49.966	
6	1	3:04.240 B	46.356	1:23.822	54.062	85.0	15:54.206	
7	1	4:38.000	2:05.739	1:27.918	1:04.343	56.3	20:32.206	
8	1	4:29.639	1:14.482	1:58.791	1:16.366	58.0	25:01.845	
9	1	4:39.523	1:18.402	2:05.656	1:15.465	56.0	29:41.368	
10	1	2:59.268	51.502	1:23.100	44.666	87.4	32:40.636	
11	1	2:55.201	49.117	1:22.270	43.814	89.4	35:35.837	
12	1	3:06.537 B	48.487	1:22.723	55.327	84.0	38:42.374	
13	1	4:26.765	2:16.869	1:25.238	44.658	58.7	43:09.139	
14	1	3:01.747	50.266	1:25.239	46.242	86.1	46:10.886	
15	1	3:01.318	49.862	1:24.650	46.806	86.4	49:12.204	
16	1	3:00.912	51.132	1:24.310	45.470	86.6	52:13.116	
17	1	2:56.622	49.520	1:22.455	44.647	88.7	55:09.738	
18	1	2:55.563	48.793	1:22.067	44.703	89.2	58:05.301	
19	1	2:54.519	48.683	1:21.669	44.167	89.7	1:00:59.820	
20	1	2:53.661	48.195	1:21.124	44.342	90.2	1:03:53.481	

173 BlueBerry Racing		MOSLER MT900R					SGT	
1	1	2:31.565			38.044	103.3	2:31.565	
2	1	2:26.934	41.444	1:08.023	37.467	106.6	4:58.499	
3	1	2:27.287	41.399	1:08.439	37.449	106.3	7:25.786	
4	1	2:27.400	41.057	1:08.835	37.508	106.3	9:53.186	
5	1	2:40.530	41.559	1:17.916	41.055	97.6	12:33.716	
6	1	2:57.131	44.430	1:27.297	45.404	88.4	15:30.847	
7	1	4:49.492 B	57.822	2:10.082	1:41.588	54.1	20:20.339	
8	1	5:18.202				49.2	25:38.541	
9	1	4:19.562 B				60.3	29:58.103	
10	1	4:28.221				58.4	34:26.324	
11	1	2:54.432				89.8	37:20.756	
12	1	2:58.570				87.7	40:19.326	
13	1	3:12.024 B				81.5	43:31.350	

190 Monlau Competition		RENAULT RS01 GT3					SGT	
1.Jurgen SMET								
2.Jose Manuel PEREZ AICART								
1	2	2:22.629			36.071	109.8	2:22.629	
2	2	2:22.579	40.883	1:05.862	35.834	109.8	4:45.208	
3	2	2:23.520	40.191	1:07.122	36.207	109.1	7:08.728	
4	2	2:25.979	39.998	1:09.834	36.147	107.3	9:34.707	
5	2	2:33.323	40.053	1:14.520	38.750	102.2	12:08.030	
6	2	2:43.815	41.447	1:20.582	41.786	95.6	14:51.845	
7	2	3:20.000	56.438	1:30.952	52.610	78.3	18:11.845	
8	2	3:26.710	57.776	1:34.173	54.761	75.8	21:38.555	
9	2	3:40.977 B	59.935	1:36.123	1:04.919	70.8	25:19.532	
10	2	4:38.189	1:46.709	1:34.848	1:16.632	56.2	29:57.721	
11	2	2:56.549	48.800	1:24.113	43.636	88.7	32:54.270	
12	2	2:44.700	45.157	1:18.546	40.997	95.1	35:38.970	
13	2	2:50.227 B	44.935	1:18.545	46.747	92.0	38:29.197	
14	2	4:20.209	2:10.971	1:24.182	45.056	60.2	42:49.406	
15	2	2:52.488	47.313	1:21.487	43.688	90.8	45:41.894	
16	2	2:54.132	48.146	1:21.318	44.668	89.9	48:36.026	
17	2	2:56.541	48.811	1:22.641	45.089	88.7	51:32.567	
18	2	2:55.466	48.608	1:23.079	43.779	89.2	54:28.033	
19	2	2:54.927	48.656	1:22.068	44.203	89.5	57:22.960	
20	2	2:58.733	48.503	1:24.395	45.835	87.6	1:00:21.693	
21	2	2:57.541	48.428	1:24.101	45.012	88.2	1:03:19.234	

304 Van Berlo Racing		Porsche 997 GT3					GTB	
1.Marcel VAN BERLO								
1	1	2:39.738	47.759	1:12.543	39.436	98.0	2:39.738	
2	1	2:33.163	42.726	1:11.113	39.324	102.2	5:12.901	
3	1	2:57.375	42.717	1:34.399	40.259	88.3	8:10.276	
4	1	2:44.620	43.526	1:19.654	41.440	95.1	10:54.896	
5	1	2:53.270	44.536	1:24.531	44.203	90.4	13:48.166	
6	1	3:04.967	47.674	1:27.577	49.716	84.6	16:53.133	
7	1	3:36.721	59.012	1:31.963	1:05.746	72.2	20:29.854	
8	1	4:29.711	1:14.638	1:58.880	1:16.193	58.0	24:59.565	
9	1	4:59.955 B	1:18.572	2:06.224	1:35.159	52.2	29:59.520	
10	1	4:42.227	2:28.359	1:26.528	47.340	55.4	34:41.747	
11	1	2:59.416	49.370	1:24.767	45.279	87.3	37:41.163	
12	1	2:55.886	48.136	1:23.131	44.619	89.1	40:37.049	
13	1	2:57.163	47.753	1:24.369	45.041	88.4	43:34.212	
14	1	2:56.654	48.819	1:22.944	44.891	88.6	46:30.866	
15	1	2:55.771	47.468	1:24.217	44.086	89.1	49:26.637	
16	1	2:54.372	47.713	1:22.723	43.936	89.8	52:21.009	
17	1	2:54.451	48.807	1:21.851	43.793	89.7	55:15.460	
18	1	2:52.866	46.912	1:21.849	44.105	90.6	58:08.326	
19	1	2:55.553	47.910	1:22.735	44.908	89.2	1:01:03.879	
20	1	2:52.155	47.298	1:21.870	42.987	91.0	1:03:56.034	

307 DVB Racing		Porsche 991 CUP					GTB	
1.Nicolas VAN DIERENDONCK								
2.Manu VAN DE RYSE								
1	1	2:37.824	47.026	1:11.274	39.524	99.2	2:37.824	
2	1	2:33.309	42.983	1:10.948	39.378	102.2	5:11.133	
3	1	2:40.465	42.952	1:16.520	40.993	97.6	7:51.598	
4	1	2:43.750	44.652	1:17.246	41.852	95.6	10:35.348	
5	1	2:58.489	44.801	1:28.141	45.547	87.7	13:33.837	




SUPERCAR CHALLENGE

SPA EURO RACE

RACE 1

Analysis

Lap	D	Time	Sector 1	Sector 2	Sector 3	Kph	Elapsed	Lap	D	Time	Sector 1	Sector 2	Sector 3	Kph	Elapsed
6	1	3:13.455	50.258	1:31.632	51.565	80.9	16:47.292	17	2	3:05.104	50.942	1:26.863	47.299	84.6	57:16.163
7	1	3:46.968 B	59.029	1:32.611	1:15.328	69.0	20:34.260	18	2	3:07.045	50.229	1:27.364	49.452	83.7	1:00:23.208
8	1	4:46.766	2:30.752	1:26.388	49.626	54.6	25:21.026	19	2	3:04.074	50.427	1:25.316	48.331	85.1	1:03:27.282
9	1	4:43.062 B	1:09.262	2:03.325	1:30.475	55.3	30:04.088	322 Cor Euser Racing Marcos Mantis 1. Cor EUSER GTB 2. Dennis ALLEMAN							
10	1	4:23.533	2:08.313	1:28.131	47.089	59.4	34:27.621	1	1	2:36.238			39.198	100.2	2:36.238
11	1	2:59.114	49.276	1:23.853	45.985	87.4	37:26.735	2	1	2:31.801	42.393	1:10.662	38.746	103.2	5:08.039
12	1	2:56.727	48.117	1:23.466	45.144	88.6	40:23.462	3	1	2:32.511	42.531	1:10.861	39.119	102.7	7:40.550
13	1	2:57.502	49.688	1:22.516	45.298	88.2	43:20.964	4	1	2:33.545	42.417	1:12.051	39.077	102.0	10:14.095
14	1	2:55.055	48.789	1:21.662	44.604	89.4	46:16.019	5	1	2:39.957	42.377	1:16.733	40.847	97.9	12:54.052
15	1	2:55.385	48.043	1:22.172	45.170	89.3	49:11.404	6	1	3:10.954 B	44.737	1:22.669	1:03.548	82.0	16:05.006
16	1	2:53.364	47.763	1:21.208	44.393	90.3	52:04.768	7	1	5:26.651	2:57.020	1:34.598	55.033	47.9	21:31.657
17	1	2:53.034	47.111	1:21.892	44.031	90.5	54:57.802	8	1	3:38.079	1:05.397	1:31.863	1:00.819	71.8	25:09.736
18	1	2:51.766	47.853	1:20.393	43.520	91.2	57:49.568	9	1	4:53.318 B	1:16.639	2:04.239	1:32.440	53.4	30:03.054
19	1	2:50.695	47.266	1:20.303	43.126	91.7	1:00:40.263	10	1	4:15.851	2:02.436	1:26.052	47.363	61.2	34:18.905
20	1	2:50.510	46.834	1:20.507	43.169	91.9	1:03:30.773	11	1	3:00.803	49.962	1:23.397	47.444	86.6	37:19.708
309 Topper Team PORSCHE 997 GT3 1. Dirk SCHULZ GTB 2. Jan-Marc SCHULZ							324 AKF Motorsport RENAULT MEGANE TROPHY 1. Oliver FREYMUTH GTB								
1	1	2:55.686	54.115	1:18.107	43.464	89.1	2:55.686	1	1	2:44.678	49.869	1:13.029	41.780	95.1	2:44.678
2	1	2:43.681	46.373	1:15.754	41.554	95.6	5:39.367	2	1	2:35.068	44.359	1:10.329	40.380	101.0	5:19.746
3	1	2:41.834	44.982	1:15.800	41.052	96.8	8:21.201	3	1	2:35.941	44.412	1:11.542	39.987	100.4	7:55.687
4	1	2:44.953	44.999	1:17.639	42.315	95.0	11:06.154	4	1	2:41.006	44.899	1:14.383	41.724	97.3	10:36.693
5	1	2:55.968	46.211	1:23.886	45.871	89.0	14:02.122	5	1	2:51.941	45.446	1:22.648	43.847	91.0	13:28.634
6	1	3:20.150	50.262	1:36.897	52.991	78.2	17:22.272	6	1	3:11.129 B	48.728	1:26.665	55.736	81.9	16:39.763
7	1	3:32.829 B	55.831	1:33.034	1:03.964	73.6	20:55.101	7	1	4:59.653	2:31.269	1:33.405	54.979	52.2	21:39.416
8	1	4:51.777	2:28.505	1:35.067	48.205	53.6	25:46.878	8	1	3:33.801	1:00.793	1:35.149	57.859	73.2	25:13.217
9	1	4:19.731 B	51.947	1:58.475	1:29.309	60.3	30:06.609	9	1	4:35.741	1:14.346	2:03.760	1:17.635	56.7	29:48.958
10	1	4:34.197	2:16.735	1:28.918	48.544	57.1	34:40.806	10	1	3:07.982	53.551	1:26.529	47.902	83.3	32:56.940
11	1	3:03.159	49.967	1:26.166	47.026	85.5	37:43.965	11	1	3:02.233	50.358	1:25.569	46.306	85.9	35:59.173
12	1	2:56.025	47.616	1:23.738	44.671	88.9	40:39.990	12	1	3:09.897 B	50.121	1:26.058	53.718	82.5	39:09.070
13	1	2:58.028	47.660	1:23.397	46.971	87.9	43:38.018	13	1	4:17.878	2:05.639	1:25.199	47.040	60.7	43:26.948
14	1	3:00.158	50.102	1:24.903	45.153	86.9	46:38.176	14	1	3:01.517	49.643	1:25.705	46.169	86.3	46:28.465
15	1	3:00.455	48.859	1:24.074	47.522	86.8	49:38.631	15	1	3:08.579	48.835	1:31.076	48.668	83.0	49:37.044
16	1	2:58.605	48.790	1:23.884	45.931	87.7	52:37.236	16	1	2:59.315	49.466	1:23.971	45.878	87.3	52:36.359
17	1	2:57.942	49.182	1:23.813	44.947	88.0	55:35.178	17	1	2:58.337	49.218	1:23.877	45.242	87.8	55:34.696
18	1	3:06.777	57.287	1:24.043	45.447	83.8	58:41.955	18	1	3:45.269	1:32.362	1:25.850	47.057	69.5	59:19.965
19	1	2:57.537	49.106	1:23.168	45.263	88.2	1:01:39.492	19	1	3:00.463	49.780	1:25.534	45.149	86.8	1:02:20.428
20	1	2:57.624	48.989	1:22.756	45.879	88.2	1:04:37.116	20	1	2:59.325	49.488	1:23.475	46.362	87.3	1:05:19.753
311 JR Motorsport BMW M4 SILHOUETTE 1. Ward SLUYS GTB 2. Chris MATTHEUS							325 SDW Shipping by JR Motorsport BMW M4 SILHOUETTE 1. Koen BOGAERTS GTB 2. Mark VAN DER AA								
1	2	2:54.357	51.770	1:18.829	43.758	89.8	2:54.357	1	2	2:38.589	47.590	1:11.034	39.965	98.7	2:38.589
2	2	2:46.287	48.306	1:16.236	41.745	94.1	5:40.644	2	2	2:34.950	43.845	1:11.364	39.741	101.0	5:13.539
3	2	2:46.051	46.094	1:17.924	42.033	94.3	8:26.695	3	2	2:35.406	44.094	1:11.191	40.121	100.7	7:48.945
4	2	2:52.371	46.653	1:19.145	46.573	90.9	11:19.066	4	2	2:37.142	44.461	1:12.821	39.860	99.7	10:26.087
5	2	3:09.141	50.770	1:27.656	50.715	82.8	14:28.207								
6	2	3:26.092	1:00.317	1:32.483	53.292	75.9	17:54.299								
7	2	3:35.254	1:05.600	1:33.734	55.920	72.7	21:29.553								
8	2	3:38.093	1:07.164	1:31.826	59.103	71.8	25:07.646								
9	2	4:40.547	1:18.006	2:03.754	1:18.787	55.8	29:48.193								
10	2	3:47.224 B	1:06.119	1:37.626	1:03.479	68.9	33:35.417								
11	2	5:00.817	2:41.099	1:29.097	50.621	52.0	38:36.234								
12	2	3:07.912	52.786	1:26.520	48.606	83.3	41:44.146								
13	2	3:05.711	52.142	1:25.620	47.949	84.3	44:49.857								
14	2	3:06.276	51.147	1:27.099	48.030	84.1	47:56.133								
15	2	3:09.109	50.901	1:27.916	50.292	82.8	51:05.242								
16	2	3:05.817	52.361	1:26.388	47.068	84.3	54:11.059								




SUPERCAR CHALLENGE

SPA EURO RACE

RACE 1

Analysis


Lap	D	Time	Sector 1	Sector 2	Sector 3	Kph	Elapsed	Lap	D	Time	Sector 1	Sector 2	Sector 3	Kph	Elapsed
5	2	2:46.876	44.407	1:20.355	42.114	93.8	13:12.963	16	1	2:55.477	48.518	1:22.443	44.516	89.2	52:16.583
6	2	2:55.694	46.424	1:23.183	46.087	89.1	16:08.657	17	1	2:56.285	48.548	1:23.025	44.712	88.8	55:12.868
7	2	4:15.996 B	53.431	1:39.362	1:43.203	61.2	20:24.653	18	1	2:54.901	47.825	1:22.678	44.398	89.6	58:07.769
8	2	5:06.625	2:57.159	1:24.775	44.691	51.0	25:31.278	19	1	2:55.207	47.853	1:22.563	44.791	89.4	1:01:02.976
9	2	4:20.211	59.896	2:03.197	1:17.118	60.2	29:51.489	20	1	2:53.643	47.525	1:22.989	43.129	90.2	1:03:56.619
10	2	3:03.401 B	50.190	1:20.762	52.449	85.4	32:54.890	402 Munckhof Racing / Vd Pas Racing BMW Z4 1. Eric VAN DEN MUNCKHOF SPS							
11	2	4:13.604	2:02.144	1:24.664	46.796	61.7	37:08.494	1	1	2:49.770	52.484	1:15.964	41.322	92.2	2:49.770
12	2	2:58.196	49.243	1:22.626	46.327	87.9	40:06.690	2	1	2:40.473	45.690	1:13.262	41.521	97.6	5:30.243
13	2	3:00.063	49.127	1:25.154	45.782	86.9	43:06.753	3	1	2:40.869	45.397	1:14.861	40.611	97.3	8:11.112
14	2	3:00.870	49.848	1:25.431	45.591	86.6	46:07.623	4	1	2:44.712	45.602	1:17.131	41.979	95.1	10:55.824
15	2	2:59.164	49.901	1:23.434	45.829	87.4	49:06.787	5	1	2:53.251	45.890	1:22.797	44.564	90.4	13:49.075
16	2	2:56.430	48.590	1:22.710	45.130	88.7	52:03.217	408 JR Motorsport BMW E92 M3 1. Ted VAN VLIET SPS							
17	2	2:54.129	48.043	1:21.010	45.076	89.9	54:57.346	1	1	3:42.704	57.798	1:57.876	47.030	70.3	3:42.704
18	2	2:52.941	49.350	1:19.844	43.747	90.5	57:50.287	2	1	2:46.443	46.850	1:17.151	42.442	94.1	6:29.147
19	2	2:50.824	47.537	1:19.841	43.446	91.7	1:00:41.111	3	1	2:53.754	47.514	1:22.088	44.152	90.1	9:22.901
20	2	2:50.339	47.199	1:19.490	43.650	91.9	1:03:31.450	4	1	3:08.102	49.625	1:29.774	48.703	83.2	12:31.003
326 JJ Racing PORSCHE 997 CUP 1. Jos JANSEN GTB								5	1	3:31.522 B	54.339	1:34.846	1:02.337	74.0	16:02.525
1	1	2:46.254	49.059	1:14.669	42.526	94.2	2:46.254	6	1	5:03.942	2:40.889	1:30.255	52.798	51.5	21:06.467
2	1	2:37.333	44.286	1:12.531	40.516	99.6	5:23.587	7	1	3:58.422	1:00.862	1:40.709	1:16.851	65.7	25:04.889
3	1	2:40.608	43.909	1:15.634	41.065	97.5	8:04.195	8	1	4:39.911	1:17.792	2:05.172	1:16.947	55.9	29:44.800
4	1	2:39.585	44.185	1:14.932	40.468	98.1	10:43.780	9	1	3:23.350	58.524	1:33.755	51.071	77.0	33:08.150
5	1	2:51.413	45.215	1:21.473	44.725	91.4	13:35.193	10	1	3:17.721	56.062	1:31.610	50.049	79.2	36:25.871
6	1	3:13.840 B	49.258	1:28.153	56.429	80.8	16:49.033	11	1	3:15.236	53.535	1:30.639	51.062	80.2	39:41.107
7	1	4:54.869	2:27.376	1:31.503	55.990	53.1	21:43.902	12	1	3:18.015	55.999	1:30.970	51.046	79.1	42:59.122
8	1	3:33.077	1:00.671	1:38.767	53.639	73.5	25:16.979	13	1	3:20.956				77.9	46:20.078
9	1	4:33.365	1:12.774	2:03.284	1:17.307	57.2	29:50.344	14	1	3:17.549				79.2	49:37.627
10	1	3:11.311	55.996	1:28.973	46.342	81.8	33:01.655	15	1	3:15.454				80.1	52:53.081
11	1	3:21.863 B	55.911	1:29.043	56.909	77.6	36:23.518	16	1	3:09.023	51.848			82.8	56:02.104
12	1	4:43.351	2:31.629	1:24.547	47.175	55.3	41:06.869	17	1	3:07.953	53.628			83.3	59:10.057
13	1	2:59.077	49.659	1:23.777	45.641	87.4	44:05.946	18	1	3:08.767	51.780			83.0	1:02:18.824
14	1	3:02.626	51.032	1:24.223	47.371	85.8	47:08.572	19	1	3:07.374	53.331	1:26.960	47.083	83.6	1:05:26.198
15	1	3:03.646	52.594	1:25.060	45.992	85.3	50:12.218	412 VGL Racing SAKER RAPX 1. Danny WAGTMANS SPS 2. Maik BARTEN							
16	1	2:59.457	49.148	1:24.514	45.795	87.3	53:11.675	1	2	2:55.151	54.080	1:17.515	43.556	89.4	2:55.151
17	1	3:02.206	49.977	1:23.871	48.358	85.9	56:13.881	2	2	2:41.872	46.552	1:14.096	41.224	96.8	5:37.023
18	1	3:22.252	55.832	1:26.231	1:00.189	77.4	59:36.133	3	2	2:41.697	46.074	1:14.616	41.007	96.8	8:18.720
19	1	3:02.345	50.654	1:24.466	47.225	85.9	1:02:38.478	4	2	2:43.062	45.866	1:15.179	42.017	96.0	11:01.782
20	1	3:00.134	49.699	1:23.870	46.565	86.9	1:05:38.612	5	2	2:52.603	46.771	1:21.728	44.104	90.7	13:54.385
369 ABW Racing PORSCHE 997 GT3 1. Aart BOSMAN GTB								6	2	3:18.059 B	51.453	1:28.608	57.998	79.1	17:12.444
1	1	2:47.170	51.713	1:14.128	41.329	93.7	2:47.170	7	2	5:47.510	3:34.611	1:25.523	47.376	45.1	22:59.954
2	1	2:36.680	44.322	1:12.389	39.969	99.9	5:23.850	8	2	3:16.881 B	52.445	1:23.891	1:00.545	79.5	26:16.835
3	1	2:40.435	43.905	1:15.753	40.777	97.6	8:04.285	9	2	4:22.633	2:11.975	1:23.611	47.047	59.6	30:39.468
4	1	2:40.305	44.753	1:15.190	40.362	97.7	10:44.590	10	2	2:59.353	50.288	1:23.384	45.681	87.3	33:38.821
5	1	2:49.482	45.053	1:20.264	44.165	92.4	13:34.072	11	2	2:58.866	50.471	1:22.829	45.566	87.6	36:37.687
6	1	3:01.056	48.082	1:25.660	47.314	86.5	16:35.128	12	2	2:58.284	49.563	1:23.369	45.352	87.8	39:35.971
7	1	3:57.283 B	53.812	1:28.784	1:34.687	66.0	20:32.411	13	2	2:58.921	50.385	1:21.487	47.049	87.5	42:34.892
8	1	5:19.099	2:54.716	1:35.958	48.425	49.0	25:51.510	14	2	2:56.424	49.525	1:21.506	45.393	88.7	45:31.316
9	1	4:04.879	53.400	1:54.804	1:16.675	64.0	29:56.389	15	2	2:54.252	48.557	1:21.008	44.687	89.9	48:25.568
10	1	3:06.118	54.244	1:25.859	46.015	84.1	33:02.507	16	2	2:54.641	48.721	1:21.333	44.587	89.7	51:20.209
11	1	3:07.070 B	49.038	1:23.700	54.332	83.7	36:09.577	17	2	2:53.846	48.590	1:20.625	44.631	90.0	54:14.055
12	1	4:15.386	2:03.490	1:24.455	47.441	61.3	40:24.963	18	2	2:54.356	48.478	1:21.256	44.622	89.8	57:08.411
13	1	3:00.821	50.762	1:24.443	45.616	86.6	43:25.784								
14	1	2:58.329	48.627	1:24.938	44.764	87.8	46:24.113								
15	1	2:56.993	49.389	1:22.861	44.743	88.5	49:21.106								



SUPERCAR CHALLENGE
SPA EURO RACE
RACE 1

Analysis

							■ Personal Best ■ Session Best ■ B Crossing the finish line in pit lane								
Lap	D	Time	Sector 1	Sector 2	Sector 3	Kph	Elapsed	Lap	D	Time	Sector 1	Sector 2	Sector 3	Kph	Elapsed
416 JR Motorsport BMW M3 E90 WTCC SPS 1. Bas SCHOUTEN 2. Joris SCHOUTEN															
1	2	2:49.274	51.861	1:15.575	41.838	92.5	2:49.274	4	1	2:40.308	45.161	1:13.909	41.238	97.7	10:52.887
2	2	2:40.433	46.064	1:12.966	41.403	97.6	5:29.707	5	1	2:50.279	45.811	1:20.774	43.694	92.0	13:43.166
3	2	2:44.162	45.953	1:16.528	41.681	95.4	8:13.869	6	1	3:08.073	48.964	1:26.688	52.421	83.3	16:51.239
4	2	2:43.494	45.884	1:15.539	42.071	95.8	10:57.363	7	1	3:46.231 B	59.464	1:31.777	1:14.990	69.2	20:37.470
5	2	2:52.479	46.124	1:22.459	43.896	90.8	13:49.842	8	1	5:20.120	3:00.268	1:28.657	51.195	48.9	25:57.590
6	2	3:21.068 B	55.669	1:28.262	57.137	77.9	17:10.910	9	1	3:59.830	50.981	1:51.810	1:17.039	65.3	29:57.420
7	2	4:56.232	2:36.137	1:28.555	51.540	52.8	22:07.142	10	1	3:08.614	56.437	1:24.786	47.391	83.0	33:06.034
8	2	3:19.258 B	55.516	1:25.561	58.181	78.6	25:26.400	11	1	3:03.828	51.678	1:25.767	46.383	85.2	36:09.862
9	2	4:34.501	2:00.490	1:21.182	1:12.829	57.1	30:00.901	12	1	2:58.088	49.854	1:22.111	46.123	87.9	39:07.950
10	2	2:57.906	50.557	1:22.677	44.672	88.0	32:58.807	13	1	2:59.825	50.059	1:22.306	47.460	87.1	42:07.775
11	2	2:55.420	49.373	1:21.393	44.654	89.2	35:54.227	14	1	2:58.110	49.695	1:22.651	45.764	87.9	45:05.885
12	2	2:54.995	49.212	1:20.648	45.135	89.5	38:49.222	15	1	2:57.500	49.659	1:22.181	45.660	88.2	48:03.385
13	2	2:54.872	49.194	1:20.816	44.862	89.6	41:44.094	16	1	2:58.295	49.333	1:22.557	46.405	87.8	51:01.680
14	2	2:54.130	48.856	1:20.742	44.532	89.9	44:38.224	17	1	3:00.268	51.946	1:22.480	45.842	86.9	54:01.948
15	2	2:54.457	48.856	1:20.940	44.661	89.7	47:32.681	18	1	2:58.908	50.672	1:22.665	45.571	87.5	57:00.856
16	2	2:54.002	48.684	1:20.648	44.670	90.0	50:26.683	19	1	2:57.345	50.395	1:21.772	45.178	88.3	59:58.201
17	2	2:53.962	48.454	1:21.057	44.451	90.0	53:20.645	20	1	3:00.662	50.676	1:24.364	45.622	86.7	1:02:58.863
18	2	2:59.978 B	48.975	1:20.389	50.614	87.0	56:20.623	21	1	2:56.273	49.275	1:21.727	45.271	88.8	1:05:55.136
19	2	3:06.140	59.741	1:21.633	44.766	84.1	59:26.763								
20	2	2:54.175	48.824	1:20.324	45.027	89.9	1:02:20.938								
21	2	2:57.228	49.497	1:23.238	44.493	88.4	1:05:18.166								
417 Delahaye Racing Team PORSCHE CAYMAN GT4 CS SPS 1. Pierre ENTIENNE BORDET 2. Alexandre VIRON															
1	2	2:56.385	57.412	1:15.654	43.319	88.7	2:56.385								
2	2	2:44.720	46.862	1:16.000	41.858	95.1	5:41.105								
3	2	2:44.327	46.167	1:16.308	41.852	95.3	8:25.432								
4	2	2:46.517	45.817	1:17.674	43.026	94.0	11:11.949								
5	2	2:56.371	46.779	1:23.902	45.690	88.8	14:08.320								
6	2	3:14.985	52.175	1:29.657	53.153	80.3	17:23.305								
7	2	3:32.854 B	57.552	1:31.811	1:03.491	73.6	20:56.159								
8	2	4:53.908	2:28.847	1:36.183	48.878	53.3	25:50.067								
9	2	4:05.798	52.377	1:55.859	1:17.562	63.7	29:55.865								
10	2	3:15.299	58.244	1:28.555	48.500	80.2	33:11.164								
11	2	3:04.610	51.853	1:25.446	47.311	84.8	36:15.774								
12	2	3:03.070	50.810	1:24.945	47.315	85.5	39:18.844								
13	2	3:00.917	50.520	1:24.136	46.261	86.6	42:19.761								
14	2	3:01.500	50.200	1:25.132	46.168	86.3	45:21.261								
15	2	3:01.464	50.175	1:24.865	46.424	86.3	48:22.725								
16	2	3:00.417	50.178	1:24.543	45.696	86.8	51:23.142								
17	2	2:59.056	49.692	1:23.604	45.760	87.4	54:22.198								
18	2	2:58.459	49.625	1:22.966	45.868	87.7	57:20.657								
19	2	3:03.496	50.499	1:27.238	45.759	85.3	1:00:24.153								
20	2	3:00.791	49.696	1:25.341	45.754	86.6	1:03:24.944								
420 FEBO Racing Team / FMA SEAT SPORT LEON CUP RACER SPS 1. Dennis DE BORST 2. Martin DE KLEIJN															
1	1	2:54.603	55.495	1:15.839	43.269	89.7	2:54.603								
2	1	2:38.560	45.588	1:12.062	40.910	98.7	5:33.163								
3	1	2:39.416	45.152	1:13.290	40.974	98.3	8:12.579								
422 Ferry Monster Autosport SEAT SPORT LEON CUP RACER SPS 1. Dennis HOUWELING 2. Aart-Jan RINGELBERG															
1	2	2:48.814	52.241	1:15.505	41.068	92.8	2:48.814								
2	2	2:38.138	45.501	1:12.291	40.346	99.0	5:26.952								
3	2	2:39.592	44.991	1:13.186	41.415	98.1	8:06.544								
4	2	2:42.742	45.498	1:15.471	41.773	96.2	10:49.286								
5	2	2:50.310	45.871	1:21.239	43.200	91.9	13:39.596								
6	2	3:09.304	48.918	1:28.875	51.511	82.7	16:48.900								
7	2	3:46.138 B	1:00.893	1:31.860	1:13.385	69.2	20:35.038								
8	2	5:15.676	2:51.217	1:35.696	48.763	49.6	25:50.714								
9	2	4:05.443	52.420	1:55.851	1:17.172	63.8	29:56.157								
10	2	3:08.474	54.954	1:26.347	47.173	83.1	33:04.631								
11	2	3:00.729	50.690	1:23.220	46.819	86.6	36:05.360								
12	2	2:59.710	50.035	1:23.894	45.781	87.1	39:05.070								
13	2	2:57.725	49.774	1:22.166	45.785	88.1	42:02.795								
14	2	2:57.477	49.953	1:21.730	45.794	88.2	45:00.272								
15	2	2:58.001	49.181	1:22.618	46.202	88.0	47:58.273								
16	2	3:00.101	49.228	1:24.839	46.034	86.9	50:58.374								
17	2	2:57.050	49.198	1:22.267	45.585	88.4	53:55.424								
18	2	2:56.897	48.908	1:22.474	45.515	88.5	56:52.321								
19	2	3:02.376	49.047	1:28.521	44.808	85.9	59:54.697								
20	2	2:55.831	49.108	1:21.776	44.947	89.1	1:02:50.528								
21	2	2:54.914	48.824	1:21.779	44.311	89.6	1:05:45.442								
435 Racing Team Oosten & Bijzitter BMW ZILHOUETTE SPS 1. Hielke OOSTEN 2. Sipke BIJZITTER															
1	1	3:01.019	1:00.641	1:16.473	43.905	86.5	3:01.019								
2	1	2:48.177	48.551	1:16.036	43.590	93.1	5:49.196								
3	1	2:48.212	48.598	1:15.752	43.862	93.1	8:37.408								
4	1	2:51.038	48.580	1:18.051	44.407	91.5	11:28.446								
5	1	3:04.279	50.102	1:26.952	47.225	85.0	14:32.725								
6	1	3:23.025	56.931	1:32.781	53.313	77.1	17:55.750								
7	1	3:42.974 B	1:05.228	1:35.147	1:02.599	70.2	21:38.724								
8	1	8:14.579	4:55.792	2:01.431	1:17.356	31.6	29:53.303								
9	1	3:18.430	58.005	1:30.791	49.634	78.9	33:11.733								
10	1	3:11.072	54.160	1:28.178	48.734	82.0	36:22.805								
11	1	3:05.391	52.115	1:25.906	47.370	84.5	39:28.196								
12	1	3:08.265	52.225	1:26.011	50.029	83.2	42:36.461								



SUPERCAR CHALLENGE

SPA EURO RACE

RACE 1

Analysis

■ Personal Best
 ■ Session Best
 ■ Crossing the finish line in pit lane

Lap	D	Time	Sector 1	Sector 2	Sector 3	Kph	Elapsed	Lap	D	Time	Sector 1	Sector 2	Sector 3	Kph	Elapsed
13	1	3:07.892	54.541	1:25.836	47.515	83.3	45:44.353	11	1	3:20.332 B	52.878	1:32.510	54.944	78.2	36:19.418
14	1	3:04.472	52.711	1:25.040	46.721	84.9	48:48.825	12	1	6:59.778	4:48.043	1:25.875	45.860	37.3	43:19.196
15	1	3:03.740	52.112	1:24.712	46.916	85.2	51:52.565	13	1	3:02.863	52.723	1:24.996	45.144	85.6	46:22.059
16	1	3:04.493	52.191	1:25.258	47.044	84.9	54:57.058	14	1	2:58.150	50.282	1:22.524	45.344	87.9	49:20.209
17	1	3:04.245	52.714	1:25.067	46.464	85.0	58:01.303	15	1	3:00.579	51.494	1:23.920	45.165	86.7	52:20.788
18	1	3:04.465	51.876	1:24.835	47.754	84.9	1:01:05.768	16	1	3:07.188 B	51.212	1:21.976	54.000	83.6	55:27.976
19	1	3:03.558	51.561	1:24.299	47.698	85.3	1:04:09.326	17	1	3:50.638	1:42.855	1:23.173	44.610	67.9	59:18.614
								18	1	2:55.063	49.294	1:21.329	44.440	89.4	1:02:13.677
								19	1	2:55.261	49.452	1:21.510	44.299	89.4	1:05:08.938

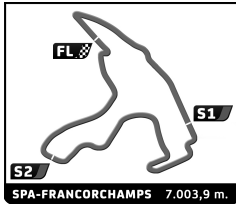
444		BlueBerry Racing		BMW E46 M3			
		1. Ronald VAN LOON		SPS			
		2. Luuk VAN LOON					
1	1	2:57.311	56.361	1:16.282	44.668	88.3	2:57.311
2	1	2:44.951	47.122	1:15.229	42.600	95.0	5:42.262
3	1	2:45.279	46.560	1:16.347	42.372	94.8	8:27.541
4	1	2:50.468	47.040	1:18.490	44.938	91.9	11:18.009
5	1	3:01.225	48.139	1:25.009	48.077	86.4	14:19.234
6	1	3:13.925	52.767	1:30.628	50.530	80.7	17:33.159
7	1	3:25.692 B	55.190	1:30.644	59.858	76.1	20:58.851
8	1	5:37.732	3:21.778	1:25.868	50.086	46.4	26:36.583
9	1	3:43.199	1:02.963	1:39.585	1:00.651	70.2	30:19.782
10	1	3:01.395	51.537	1:23.138	46.720	86.3	33:21.177
11	1	2:58.695	50.864	1:22.186	45.645	87.6	36:19.872
12	1	2:58.428	50.108	1:21.920	46.400	87.7	39:18.300
13	1	2:56.532	50.108	1:20.755	45.669	88.7	42:14.832
14	1	2:56.840	50.687	1:20.948	45.205	88.6	45:11.672
15	1	2:56.763	50.084	1:21.085	45.594	88.6	48:08.435
16	1	2:55.553	49.508	1:20.960	45.085	89.2	51:03.988
17	1	2:58.170	50.471	1:22.240	45.459	87.9	54:02.158
18	1	2:55.757	49.528	1:20.704	45.525	89.1	56:57.915
19	1	2:56.353	50.152	1:21.118	45.083	88.8	59:54.268
20	1	2:55.386	49.570	1:21.346	44.470	89.3	1:02:49.654
21	1	2:55.028	49.359	1:20.485	45.184	89.5	1:05:44.682

445		Strandpark Kustlicht		BMW			
		1. Robert VAN DEN BERG		SPS			
		2. Benjamin VAN DEN BERG					
1	1	2:45.244	49.711	1:12.969	42.564	94.8	2:45.244
2	1	2:36.979	44.751	1:11.723	40.505	99.7	5:22.223
3	1	2:38.091	44.632	1:12.770	40.689	99.1	8:00.314
4	1	2:38.487	44.797	1:13.775	39.915	98.8	10:38.801
5	1	2:51.434	45.389	1:21.929	44.116	91.4	13:30.235
6	1	3:03.366	48.010	1:26.922	48.434	85.4	16:33.601
7	1	3:57.328 B	53.855	1:29.067	1:34.406	65.9	20:30.929
8	1	6:03.853	3:41.792	1:29.390	52.671	43.0	26:34.782
9	1	3:57.356 B	1:03.401	1:39.132	1:14.823	65.9	30:32.138

454		Intersport Racing		BMW E92 M3			
		1. Dan STRINGFELLOW		SPS			
1	1	2:56.870	58.243	1:14.956	43.671	88.6	2:56.870
2	1	2:42.537	46.122	1:15.094	41.321	96.3	5:39.407
3	1	2:40.530	46.442	1:12.853	41.235	97.6	8:19.937
4	1	2:41.822	45.736	1:14.268	41.818	96.8	11:01.759
5	1	2:48.611	45.924	1:19.599	43.088	92.8	13:50.370
6	1	3:05.654	53.127	1:25.365	47.162	84.3	16:56.024
7	1	3:34.190	56.742	1:31.845	1:05.603	73.1	20:30.214
8	1	4:29.879	1:15.146	1:58.782	1:15.951	58.0	25:00.093
9	1	4:40.871	1:18.830	2:05.815	1:16.226	55.7	29:40.964
10	1	3:18.122	54.979	1:33.048	50.095	79.1	32:59.086

459		BS Racing Team		BMW E46 GTR			
		1. Marcel VAN DE MAAT		SPS			
		2. Peter SCHREURS					
1	2	2:46.681	51.638	1:13.431	41.612	94.0	2:46.681
2	2	2:38.602	46.222	1:12.049	40.331	98.7	5:25.283
3	2	2:39.378	45.077	1:13.461	40.840	98.3	8:04.661
4	2	2:41.086	45.547	1:14.404	41.135	97.2	10:45.747
5	2	2:50.452	45.890	1:20.925	43.637	91.9	13:36.199
6	2	3:11.841	49.449	1:30.573	51.819	81.6	16:48.040
7	2	3:37.720	1:00.294	1:31.059	1:06.367	71.9	20:25.760
8	2	4:37.717 B	1:17.948	1:59.080	1:20.689	56.4	25:03.477
9	2	5:32.650	3:09.370	1:31.243	52.037	47.0	30:36.127
10	2	3:12.747	53.171	1:29.610	49.966	81.2	33:48.874
11	2	3:09.765	52.929	1:27.229	49.607	82.5	36:58.639
12	2	3:09.366	52.259	1:27.392	49.715	82.7	40:08.005
13	2	3:10.463	52.653	1:28.736	49.074	82.2	43:18.468
14	2	3:13.442	53.324	1:28.523	51.595	80.9	46:31.910
15	2	3:07.411	50.937	1:26.432	50.042	83.5	49:39.321
16	2	3:07.700	51.856	1:26.183	49.661	83.4	52:47.021
17	2	3:03.456	50.831	1:24.821	47.804	85.3	55:50.477
18	2	3:05.805	52.313	1:25.491	48.001	84.3	58:56.282
19	2	3:01.077	50.289	1:23.742	47.046	86.4	1:01:57.359
20	2	3:01.264	51.050	1:23.631	46.583	86.4	1:04:58.623

471		Van der Kooi Racing		LOTUS EXIGE			
		1. Jan VAN DER KOOI		SPS			
		2. Priscilla SPEELMAN					
1	2	2:58.042	57.746	1:16.732	43.564	87.9	2:58.042
2	2	2:46.574	48.528	1:15.435	42.611	94.0	5:44.616
3	2	2:47.412	48.310	1:16.087	43.015	93.5	8:32.028
4	2	2:49.920	48.290	1:17.666	43.964	92.2	11:21.948
5	2	3:04.198	49.184	1:26.951	48.063	85.0	14:26.146
6	2	3:15.333	53.171	1:32.057	50.105	80.2	17:41.479
7	2	3:31.173 B	58.754	1:32.626	59.793	74.1	21:12.652
8	2	5:05.267	2:46.414	1:29.504	49.349	51.3	26:17.919
9	2	3:52.212 B	54.299	1:30.016	1:27.897	67.4	30:10.131
10	2	4:31.453	2:16.467	1:25.767	49.219	57.7	34:41.584
11	2	3:01.765	52.115	1:23.467	46.183	86.1	37:43.349
12	2	2:59.221	51.195	1:21.821	46.205	87.4	40:42.570
13	2	2:59.772	50.905	1:22.746	46.121	87.1	43:42.342
14	2	2:58.642	50.368	1:22.389	45.885	87.6	46:40.984
15	2	2:58.730	50.390	1:22.290	46.050	87.6	49:39.714
16	2	3:01.497	52.696	1:22.641	46.160	86.3	52:41.211
17	2	2:58.054	50.421	1:22.179	45.454	87.9	55:39.265
18	2	3:03.513	53.807	1:23.678	46.028	85.3	58:42.778
19	2	2:58.808	51.104	1:21.663	46.041	87.6	1:01:41.586
20	2	3:04.737	51.889	1:22.802	50.046	84.8	1:04:46.323



SUPERCAR CHALLENGE

SPA EURO RACE

QUALIFYING 1 + 2


Classification by 2nd Fastest Lap

Driver	Team	Vehicle	Time	Gap	
1 190 J. SMET / J. PEREZ AICART	Monlau Competition	RENAULT RS01 GT3	SGT	2:21.706	-
2 105 M. DONTJE / F. VAN EERD / J. LAMMERS	DayVTec	LMP3	SGT	2:22.104	+0.398
3 171 H. THUIS	PUMAXS Racing	PUMA RT	SGT	2:22.935	+1.229
4 173 B. VAN ELK	BlueBerry Racing	MOSLER MT900R	SGT	2:24.114	+2.408
5 154 A. DE MARTIN / B. CLUCAS	Escuela Espanola de Pilotes	MOSLER MT900	SGT	2:24.555	+2.849
6 172 J. LEQUEUX	Prime Racing	GINETTA NISSAN LMP3	SGT	2:27.014	+5.308
7 103 H. ZUMBRINK	Volvo Reede Racing by DayVTec	VOLVO S60 V8	SGT	2:27.523	+5.817
8 153 K. KANAROGLOU / O. CAMPOS HULL	Escuela Espanola de Pilotes	MOSLER MT900	SGT	2:29.258	+7.552
9 325 K. BOGAERTS / M. VAN DER AA	SDW Shipping by JR Motorsport	BMW M4 SILHOUETTE	GTB	2:29.343	+7.637
10 307 N. VAN DIERENDONCK / M. VAN DE RYSE	DVB Racing	PORSCHE 991 CUP	GTB	2:30.878	+9.172
11 304 M. VAN BERLO	Van Berlo Racing	PORSCHE 997 GT3	GTB	2:31.829	+10.123
12 324 O. FREYMUTH	AKF Motorsport	RENAULT MEGANE TROPHY	GTB	2:33.230	+11.524
13 326 J. JANSEN	JJ Racing	PORSCHE 997 CUP	GTB	2:34.271	+12.565
14 459 M. VAN DE MAAT / P. SCHREURS	BS Racing Team	BMW E46 GTR	SPS	2:34.654	+12.948
15 445 R. VAN DEN BERG / B. VAN DEN BERG	Strandpark Kustlicht	BMW	SPS	2:34.833	+13.127
16 416 J. SCHOUTEN / E. VAN DER MUNCKHOF	JR Motorsport	BMW M3 E90 WTCC	SPS	2:34.899	+13.193
17 422 D. HOUWELING / A. RINGELBERG	Ferry Monster Autosport	SEAT SPORT LEON CUP RACER	SPS	2:35.442	+13.736
18 402 E. VAN DEN MUNCKHOF	Munckhof Racing / Vd Pas Racing	BMW Z4	SPS	2:35.646	+13.940
19 322 C. EUSER / D. ALLEMAN	Cor Euser Racing	Marcos Mantis	GTB	2:36.366	+14.660
20 412 D. WAGTMANS / M. BARTEN	VGL Racing	SAKER RAFX	SPS	2:36.471	+14.765
21 488 D. KRAYEM / B. SCRIVENS	Krayem Racing	GINETTA G50 GT4	SPS	2:37.086	+15.380
22 369 A. BOSMAN	ABW Racing	PORSCHE 997 GT3	GTB	2:37.491	+15.785
23 444 R. VAN LOON / L. VAN LOON	BlueBerry Racing	BMW E46 M3	SPS	2:37.887	+16.181
24 471 J. VAN DER KOOI / P. SPEELMAN	Van der Kooi Racing	LOTUS EXIGE	SPS	2:37.979	+16.273
25 420 D. DE BORST / M. DE KLEIJN	FEBO Racing Team / FMA	SEAT SPORT LEON CUP RACER	SPS	2:39.185	+17.479
26 408 T. VAN VLIET / B. SCHAUTEN	JR Motorsport	BMW E92 M3	SPS	2:39.953	+18.247
27 417 P. ENTIENNE BORDEY / A. VIRON	Delahaye Racing Team	PORSCHE CAYMAN GT4 CS	SPS	2:41.729	+20.023
28 454 D. STRINGFELLOW	Intersport Racing	BMW E92 M3	SPS	2:43.577	+21.871
29 309 D. SCHULZ / J. SCHULZ	Topper Team	PORSCHE 997 GT3	GTB	2:44.038	+22.332
30 509 B. DROST / N. KOOL	DAYVTEC engineering	BMW 135i	SPO	2:44.340	+22.634
31 555 C. BERGSMA / P. DE JONG	Van der Kooi Racing	LOTUS EXIGE	SPO	2:45.492	+23.786
32 435 H. OOSTEN / S. BUZZITTER	Racing Team Oosten & Bijzitter	BMW ZILHOUETTE	SPS	2:45.918	+24.212
33 525 C. VOET / B. VAN DEN BROECK	Traxx Racing	PEUGOT RCZ	SPO	2:46.841	+25.135
34 526 H. WISSELINK / T. RUTGERS	Bronckhorst Car Racing	BMW M130i	SPO	2:47.092	+25.386
35 577 S. VAN OORD	Spirit Racing	RENAULT CLIO RS 2.0	SPO	2:49.572	+27.866
36 516 J. VANNERUM / M. VANNERUM / J. BEHETS	Vannerum Motorsport	BMW 235i RACING CUP	SPO	2:51.548	+29.842
37 503 R. NIEMAN	Spirit Racing	RENAULT CLIO RS 2.0	SPO	2:51.555	+29.849
38 519 M. HERMANS	Raceteam The Inside	ZILHOUETTE SPORT	SPO	2:55.081	+33.375
39 523 J. VELDBOER / P. DE GIER	Spirit Racing	RENAULT CLIO RS 2.0	SPO	2:55.422	+33.716
40 155 T. MYSKOWSKI / A. LEWANDOWSKI	GT3 POLAND	Lamborghini Huracan Supertronic	SGT	2:58.602	+36.896
41 311 W. SLUYS / C. MATTHEUS	JR Motorsport	BMW M4 SILHOUETTE	GTB		
Not classified:					
42 513 K. TROEIJEN / W. LEMMERS	AT Motorsport	FORD FOCUS SILHOUETTE	SPO		
Fastest Lap					
Lap 3	Jurgen SMET		2:20.392	179.6 Kph	

Published at:

Track Status: **DRY**

Stewards:	Timekeeper:
-----------	-------------



SUPERCAR CHALLENGE
SPA EURO RACE
RACE 2 (90')

Amended2


Starting Grid

2:55.422	Jos VELDBOER	Spirit Racing	523	- 20 -	311	JR Motorsport	Ward SLUYS
2:51.555	Rob NIEMAN	Spirit Racing	503	- 19 -	519	Raceteam The Inside	Michael HERMANS
2:49.572	Stan VAN OORD	Spirit Racing	577	- 18 -	516	Vannerum Motorsport	Johan VANNERUM
2:46.841	Chris VOET	Traxx Racing	525	- 17 -	526	Bronckhorst Car Racing	Harold WISSELINK
2:45.492	Carlijn BERGSMa	Van der Kooi Racing	555	- 16 -	435	Racing Team Oosten & Bijzitter	Hielke OOSTEN
2:44.038	Dirk SCHULZ	Topper Team	309	- 15 -	509	DAYVTEC engineering	Bart DROST
2:41.729	Pierre ETIENNE BORDET	Delahaye Racing Team	417	- 14 -	454	Intersport Racing	Dan STRINGFELLOW
2:39.185	Dennis DE BORST	FEBO Racing Team / FMA	420	- 13 -	408	JR Motorsport	Ted VAN VLIET
2:37.887	Ronald VAN LOON	BlueBerry Racing	444	- 12 -	471	Van der Kooi Racing	Jan VAN DER KOOI
2:37.086	David KRAYEM	Krayem Racing	488	- 11 -	369	ABW Racing	Aart BOSMAN
2:36.366	Cor EUSER	Cor Euser Racing	322	- 10 -	412	VGL Racing	Danny WAGTMANS
2:34.899	Eric VAN DEN MUNKHOF	JR Motorsport	416	- 9 -	422	Ferry Monster Autosport	Dennis HOUWELING
2:34.654	Marcel VAN DE MAAT	BS Racing Team	459	- 8 -	445	Strandpark Kustlicht	Robert VAN DEN BERG
2:34.271	Jos JANSEN	JJ Racing	326	- 7 -	155	GT3 POLAND	Teodor MYSZKOWSKI
2:31.829	Marcel VAN BERLO	Van Berlo Racing	304	- 6 -	324	AKF Motorsport	Oliver FREYMUTH
2:29.343	Koen BOGAERTS	SDW Shipping by JR Motorsport	325	- 5 -	307	DVB Racing	Nicolas VAN DIERENDONCK
2:27.523	Henry ZUMBRINK	Volvo Reede Racing by DayVTec	103	- 4 -	153	Escuela Espanola de Pilotes	Kosta KANAROGLOU
2:24.555	Alberto DE MARTIN	Escuela Espanola de Pilotes	154	- 3 -	172	Prime Racing	Jean-Pierre LEQUEUX
2:22.935	Henk THUIS	PUMAXS Racing	171	- 2 -	173	BlueBerry Racing	Berry VAN ELK
2:21.706	Jurgen SMET	Monlau Competition	190	- 1 -	105	DayVTec	Milan DONTJE

Pole

Stewards:

Timekeeper:



SUPERCAR CHALLENGE

SPA EURO RACE

RACE 2 ((90'))

Final Classification

Drivers	Team	Vehicle	Class	Laps	Total Time	Gap	Kph	Best Lap		
								Lap	Time	Kph
1 105 Milan DONTJE/Frits VAN EERD/Jan LAMMERS	DayYTec	LMP3	SGT	32	1:32:44.146	-	145.0	16	2:21.122	178.7
2 190 Jurgen SMET/José Manuel PÉREZ AICART	Monlau Competition	RENAULT RS01 GT3	SGT	32	1:33:21.236	+37.090	144.0	15	2:21.321	178.4
3 171 Henk THUIS	PUMAXS Racing	PUMA RT	SGT	32	1:33:48.826	+1:04.680	143.3	3	2:25.419	173.4
4 154 Alberto DE MARTIN/Ben CLUCAS	Escuela Espanola de Pilotes	MOSLER MT900	SGT	31	1:32:59.979	1 Lap	140.1	3	2:26.588	172.0
5 172 Jean-Pierre LEQUEUX	Prime Racing	GINETTA NISSAN LMP3	SGT	31	1:33:00.587	1 Lap	140.1	3	2:30.111	168.0
6 103 Henry ZUMBRINK	Volvo Reede Racing by DayYTec	VOLVO S60 V8	SGT	31	1:33:02.340	1 Lap	140.0	6	2:28.505	169.8
7 307 Nicolas VAN DIERENDONCK/Manu VAN DE RYSE	DVB Racing	PORSCHE 991 CUP	GTB	31	1:33:27.765	1 Lap	139.4	8	2:31.729	166.2
8 325 Koen BOGAERTS/Mark VAN DER AA	SDW Shipping by JR Motorsport	BMW M4 SILHOUETTE	GTB	31	1:33:36.033	1 Lap	139.2	7	2:31.782	166.1
9 304 Marcel VAN BERLO	Van Berlo Racing	PORSCHE 997 GT3	GTB	31	1:33:42.825	1 Lap	139.0	4	2:33.204	164.6
10 322 Cor EUSER/Dennis ALLEMAN	Cor Euser Racing	Marcos Mantis	GTB	31	1:34:36.244	1 Lap	137.7	6	2:31.835	166.1
11 324 Oliver FREYMUTH	AKF Motorsport	RENAULT MEGANE TROPHY	GTB	31	1:34:42.731	1 Lap	137.5	4	2:35.568	162.1
12 155 Teodor MYSZKOWSKI/Andrzej LEWANDOWSKI	GT3 POLAND	Lamborghini Huracan Supertrofeo	SGT	30	1:33:33.041	2 Laps	134.8	2	2:28.580	169.7
13 444 Ronald VAN LOON/Luuk VAN LOON	BlueBerry Racing	BMW E46 M3	SPS	30	1:33:36.912	2 Laps	134.7	8	2:43.287	154.4
14 420 Dennis DE BORST/Martin DE KLEIJN	FEBO Racing Team / FMA	SEAT SPORT LEON CUP RACER	SPS	30	1:33:46.323	2 Laps	134.4	9	2:37.653	159.9
15 445 Robert VAN DEN BERG/Benjamin VAN DEN BERG	Strandpark Kustlicht	BMW	SPS	30	1:33:55.629	2 Laps	134.2	3	2:42.064	155.6
16 422 Dennis HOUWELING/Aart-Jan RINGELBERG	Ferry Monster Autosport	SEAT SPORT LEON CUP RACER	SPS	30	1:33:57.115	2 Laps	134.2	7	2:37.109	160.5
17 412 Danny WAGTMANS/Maik BARTEN	VGL Racing	SAKER RAPX	SPS	30	1:34:18.474	2 Laps	133.7	8	2:37.257	160.3
18 416 Joris SCHOUTEN/Éric VAN DEN MUNCKHOFF	JR Motorsport	BMW M3 E90 WTCC	SPS	30	1:34:40.538	2 Laps	133.2	7	2:39.597	158.0
19 369 Aart BOSMAN	ABW Racing	BMW E92 GT3	GTB	30	1:34:47.837	2 Laps	133.0	6	2:35.287	162.4
20 417 Pierre ETIENNE BORDET/Alexandre VIRON	Delahaye Racing Team	PORSCHE CAYMAN GT4 CS	SPS	30	1:35:30.953	2 Laps	132.0	4	2:43.344	154.4
21 516 Johan VANNERUM/Marc VANNERUM/Jean-Luc BEHETS	Vannerum Motorsport	BMW 235i RACING CUP	SPO	29	1:32:55.156	3 Laps	131.2	6	2:47.347	150.7
22 311 Ward SLUYS/Chris MATTHEUS	JR Motorsport	BMW M4 SILHOUETTE	GTB	29	1:32:55.205	3 Laps	131.2	14	2:41.311	156.3
23 454 Dan STRINGFELLOW	Intersport Racing	BMW E92 M3	SPS	29	1:33:55.864	3 Laps	129.7	8	2:37.745	159.8
24 525 Chris VOET/Bart VAN DEN BROECK	Traxx Racing	PEUGOT RCZ	SPO	29	1:34:02.470	3 Laps	129.6	8	2:48.849	149.3
25 408 Ted VAN VLIET/Bas SCHOUTEN	JR Motorsport	BMW E92 M3	SPS	29	1:34:19.763	3 Laps	129.2	8	2:43.165	154.5
26 555 Carlijn BERGSMAN/Pieter DE JONG	Van der Kooij Racing	LOTUS EXIGE	SPO	29	1:34:52.865	3 Laps	128.4	4	2:49.972	148.3
27 509 Bart DROST/Niels KOOL	DAYYTEC engineering	BMW 135i	SPO	29	1:34:59.852	3 Laps	128.3	6	2:51.085	147.4
28 577 Stan VAN OORD	Spirit Racing	RENAULT CLIO RS 2.0	SPO	29	1:36:10.535	3 Laps	126.7	6	2:50.083	148.2
29 488 David KRAYEM/Ben SCRIVENS	Krayem Racing	GINETTA G50 GT4	SPS	28	1:34:04.535	4 Laps	125.1	8	2:37.114	160.5
30 435 Hielke OOSTEN/Sipke BIJZITTER	Racing Team Oosten & Bijzitter	BMW ZILHOUETTE	SPS	28	1:34:21.301	4 Laps	124.7	5	2:46.196	151.7
31 503 Rob NIEMAN	Spirit Racing	RENAULT CLIO RS 2.0	SPO	28	1:34:36.745	4 Laps	124.4	8	2:52.908	145.8
32 523 Jos VELDBOER/Piet DE GIER	Spirit Racing	RENAULT CLIO RS 2.0	SPO	28	1:35:38.165	4 Laps	123.0	11	2:58.062	141.6
33 519 Michael HERMANS	Raceteam The Inside	ZILHOUETTE SPORT	SPO	28	1:35:48.855	4 Laps	122.8	2	2:52.952	145.8

Not classified:

173 Berry VAN ELK	BlueBerry Racing	MOSLER MT900R	SGT	19	50:34.627			3	2:25.819	172.9
526 Harold WISSELINK/Toon RUTGERS	Bronckhorst Car Racing	BMW M130i	SPO	16	54:07.591			6	2:50.104	148.2
153 Kosta KANAROGLOU/Oliver CAMPOS HULL	Escuela Espanola de Pilotes	MOSLER MT900	SGT	15	50:18.701			9	2:28.020	170.3
459 Marcel VAN DE MAAT/Pieter SCHREURS	BS Racing Team	BMW E46 GTR	SPS	8	21:37.392			5	2:38.955	158.6
471 Jan VAN DER KOOL/Priscilla SPEELMAN	Van der Kooij Racing	LOTUS EXIGE	SPS	5	20:18.563			2	2:43.636	154.1
326 Jos JANSEN	JJ Racing	PORSCHE 997 CUP	GTB	3	8:01.631			2	2:37.181	160.4
309 Dirk SCHULZ/Jan-Marc SCHULZ	Topper Team	PORSCHE 997 GT3	GTB	3	10:21.613					

Pole Position

J. SMET

2:21.706

Fastest Lap

Lap 16

Milan DONTJE

2:21.122

178.7 Kph

CAR 324 / 519 - PENALTY OF 10 SECONDS DUE TO OVERSPEEDING IN PITLANE
 CAR 526 - PENALTY OF 5 SECONDS DUE TO TRACK LIMITS
 CAR 322 / 417 / 519 - PENALTY OF 20 SECONDS DUE TO PIT WINDOW PROCEDURE VIOLATION
 CAR 445 / 577 - PENALTY OF 42 SECONDS DUE TO FCY VIOLATION
 CAR 322 - PENALTY OF 73 SECONDS DUE TO FCY VIOLATION
 CAR 420 / 422 - PENALTY OF 41 SECONDS DUE TO FCY VIOLATION
 CAR 555 - PENALTY OF 47 SECONDS DUE TO FCY VIOLATION
 CAR 412 - PENALTY OF 43 SECONDS DUE TO FCY VIOLATION
 CAR 509 - PENALTY OF 40 SECONDS DUE TO FCY VIOLATION

Published at:

Track Status:

WET

Stewards:	Timekeeper:
-----------	-------------



SUPERCAR CHALLENGE

SPA EURO RACE

RACE 2

Final Classification by Division

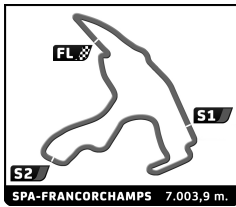
Nr. Drivers	Team	Car	Cl	Laps	Total Time	Gap	Kph	Lap	Best Lap	Time	Kph
GTB Division											
1	307 N. VAN DIERENDONCK / M. VAN DE RYSE	DVB Racing	PORSCHE 991 CUP	GTB	31	1:33:27.765		86.6	8	2:31.729	103.2
2	325 K. BOGAERTS / M. VAN DER AA	SDW Shipping by JR Motorsport	BMW M4 SILHOUETTE	GTB	31	1:33:36.033	+8.268	86.4	7	2:31.782	103.2
3	304 M. VAN BERLO	Van Berlo Racing	PORSCHE 997 GT3	GTB	31	1:33:42.825	+15.060	86.3	4	2:33.204	102.2
4	322 C. EUSER / D. ALLEMAN	Cor Euser Racing	Marcos Mantis	GTB	31	1:34:36.244	+108.479	85.5	6	2:31.835	103.2
5	324 O. FREYMUTH	AKF Motorsport	RENAULT MEGANE TROPHY	GTB	31	1:34:42.731	+114.966	85.4	4	2:35.568	100.7
6	369 A. BOSMAN	ABW Racing	PORSCHE 997 GT3	GTB	30	1:34:47.837	1 Laps	82.6	6	2:35.287	100.9
7	311 W. SLUYS / C. MATTHEUS	JR Motorsport	BMW M4 SILHOUETTE	GTB	29	1:32:55.205	2 Laps	81.5	14	2:41.311	97.1
Not classified:											
326	J. JANSEN	JJ Racing	PORSCHE 997 CUP	GTB	3	8:01.631	28 Laps	97.6	2	2:37.181	99.6
309	D. SCHULZ / J. SCHULZ	Topper Team	PORSCHE 997 GT3	GTB	3	10:21.613		75.6			
Sport Division											
1	516 J. VANNERUM / M. VANNERUM / J. BEHETS	Vannerum Motorsport	BMW 235i RACING CUP	SPO	29	1:32:55.156		81.5	6	2:47.347	93.6
2	525 C. VOET / B. VAN DEN BROECK	Traxx Racing	PEUGOT RCZ	SPO	29	1:34:02.470	+107.314	80.5	8	2:48.849	92.7
3	555 C. BERGSMAN / P. DE JONG	Van der Kooi Racing	LOTUS EXIGE	SPO	29	1:34:52.865	+157.709	79.7	4	2:49.972	92.1
4	509 B. DROST / N. KOOL	DAYVTEC engineering	BMW 135i	SPO	29	1:34:59.852	+204.696	79.7	6	2:51.085	91.5
5	577 S. VAN OORD	Spirit Racing	RENAULT CLIO RS 2.0	SPO	29	1:36:10.535	+315.379	78.7	6	2:50.083	92.0
6	503 R. NIEMAN	Spirit Racing	RENAULT CLIO RS 2.0	SPO	28	1:34:36.745	1 Laps	77.2	8	2:52.908	90.5
7	523 J. VELDBOER / P. DE GIER	Spirit Racing	RENAULT CLIO RS 2.0	SPO	28	1:35:38.165	1 Laps	76.4	11	2:58.062	87.9
8	519 M. HERMANS	Raceteam The Inside	ZILHOUETTE SPORT	SPO	28	1:35:48.855	1 Laps	76.3	2	2:52.952	90.5
Not classified:											
526	H. WISSELINK / T. RUTGERS	Bronckhorst Car Racing	BMW M130i	SPO	16	54:07.591	13 Laps	77.1	6	2:50.104	92.0
Super GT Division											
1	105 M. DONTJE / F. VAN EERD / J. LAMMERS	DayVtec	LMP3	SGT	32	1:32:44.146		90.0	16	2:21.122	111.0
2	190 J. SMET / J. PEREZ ALCART	Monlau Competition	RENAULT RS01 GT3	SGT	32	1:33:21.236	+37.090	89.4	15	2:21.321	110.8
3	171 H. THUIS	PUMAXS Racing	PUMA RT	SGT	32	1:33:48.826	+104.680	89.0	3	2:25.419	107.7
4	154 A. DE MARTIN / B. CLUCAS	Escuela Espanola de Pilotes	MOSLER MT900	SGT	31	1:32:59.979	1 Laps	87.0	3	2:26.588	106.8
5	172 J. LEQUEUX	Prime Racing	GINETTA NISSAN LMP3	SGT	31	1:33:00.587	1 Laps	87.0	3	2:30.111	104.3
6	103 H. ZUMBRINK	Volvo Reede Racing by DayVtec	VOLVO S60 V8	SGT	31	1:33:02.340	1 Laps	86.9	6	2:28.505	105.5
7	155 T. MYSZKOWSKI / A. LEWANDOWSKI	GT3 POLAND	Lamborghini Huracan Supertroufeo	SGT	30	1:33:33.041	2 Laps	83.7	2	2:28.580	105.4
Not classified:											
173	B. VAN ELK	BlueBerry Racing	MOSLER MT900R	SGT	19	50:34.627	13 Laps	98.1	3	2:25.819	107.4
153	K. KANAROGLOU / O. CAMPOS HULL	Escuela Espanola de Pilotes	MOSLER MT900	SGT	15	50:18.701		77.8	9	2:28.020	105.8
Supersport Division											
1	444 R. VAN LOON / L. VAN LOON	BlueBerry Racing	BMW E46 M3	SPS	30	1:33:36.912		83.6	8	2:43.287	95.9
2	420 D. DE BORST / M. DE KLEIJN	FEBO Racing Team / FMA	SEAT SPORT LEON CUP RACER	SPS	30	1:33:46.323	+9.411	83.5	9	2:37.653	99.3
3	445 R. VAN DEN BERG / B. VAN DEN BERG	Strandpark Kunstlicht	BMW	SPS	30	1:33:55.629	+18.717	83.3	3	2:42.046	96.6
4	422 D. HOUWELING / A. RINGELBERG	Ferry Monster Autosport	SEAT SPORT LEON CUP RACER	SPS	30	1:33:57.115	+20.203	83.3	7	2:37.109	99.7
5	412 D. WAGTMANS / M. BARTEN	VGL Racing	SAKER RAPX	SPS	30	1:34:18.474	+41.562	83.0	8	2:37.257	99.6
6	416 J. SCHOUTEN / E. VAN DEN MUNCKHOF	JR Motorsport	BMW M3 E90 WTCC	SPS	30	1:34:40.538	+103.626	82.7	7	2:39.597	98.1
7	417 P. ETIENNE BORDET / A. VIRON	Delahaye Racing Team	PORSCHE CAYMAN GT4 CS	SPS	30	1:35:30.953	+154.041	82.0	4	2:43.344	95.9
8	454 D. STRINGFELLOW	Intersport Racing	BMW E92 M3	SPS	29	1:33:55.864	1 Laps	80.5	8	2:37.745	99.2
9	408 T. VAN VLIET / B. SCHOUTEN	JR Motorsport	BMW E92 M3	SPS	29	1:34:19.763	1 Laps	80.2	8	2:43.165	96.0
10	488 D. KRAYEM / B. SCRIVENS	Krayem Racing	GINETTA G50 GT4	SPS	28	1:34:04.535	2 Laps	77.7	8	2:37.114	99.7
11	435 H. OOSTEN / S. BIJZITTER	Racing Team Oosten & Bijzitter	BMW ZILHOUETTE	SPS	28	1:34:21.301	2 Laps	77.4	5	2:46.196	94.2

CAR 324 / 519 - PENALTY OF 10 SECONDS DUE TO OVERSPEEDING IN PITLANE
 CAR 526 - PENALTY OF 5 SECONDS DUE TO TRACK LIMITS
 CAR 322 / 417 / 519 - PENALTY OF 20 SECONDS DUE TO PIT WINDOW PROCEDURE VIOLATION
 CAR 445 / 577 - PENALTY OF 42 SECONDS DUE TO FCY VIOLATION
 CAR 322 - PENALTY OF 73 SECONDS DUE TO FCY VIOLATION
 CAR 420 / 422 - PENALTY OF 41 SECONDS DUE TO FCY VIOLATION
 CAR 555 - PENALTY OF 47 SECONDS DUE TO FCY VIOLATION
 CAR 412 - PENALTY OF 43 SECONDS DUE TO FCY VIOLATION
 CAR 509 - PENALTY OF 40 SECONDS DUE TO FCY VIOLATION

Published at:

Track Status: **WET**


Stewards:	Timekeeper:
-----------	-------------



SUPERCAR CHALLENGE
SPA EURO RACE
RACE 2

Best Sector Times

SECTOR 1			SECTOR 2			SECTOR 3			Pos	Team	Cl	Ideal Lap	Best Lap
Pos	Driver	Time	Driver	Time	Driver	Time	Pos	Team					
1	190 J.SMET	39.689	105 M.DONTJE	1:04.157	190 J.SMET	35.678	1	190 Monlau Competition	SGT	2:20.681	2:21.321	(2)	
2	173 B.VAN ELK	40.440	190 J.SMET	1:05.314	105 M.DONTJE	36.316	2	105 DayVtec	SGT	2:20.914	2:21.122	(1)	
3	105 M.DONTJE	40.441	153 K.KANAROGLOU	1:07.223	171 H.THUIS	37.030	3	171 PUMAXS Racing	SGT	2:25.101	2:25.419	(3)	
4	171 H.THUIS	40.580	154 A.DE MARTIN	1:07.299	173 B.VAN ELK	37.111	4	173 BlueBerry Racing	SGT	2:25.103	2:25.819	(4)	
5	155 T.MYSZKOWSKI	41.478	171 H.THUIS	1:07.491	154 A.DE MARTIN	37.607	5	154 Escuela Espanola de Pilotes	SGT	2:26.588	2:26.588	(5)	
6	103 H.ZUMBRINK	41.625	173 B.VAN ELK	1:07.552	103 H.ZUMBRINK	37.972	6	153 Escuela Espanola de Pilotes	SGT	2:27.388	2:28.020	(6)	
7	154 A.DE MARTIN	41.682	103 H.ZUMBRINK	1:08.421	153 K.KANAROGLOU	37.984	7	103 Volvo Reede Racing by DayVtec	SGT	2:28.018	2:28.505	(7)	
8	153 K.KANAROGLOU	42.181	172 J.LEQUEUX	1:08.618	155 T.MYSZKOWSKI	38.104	8	155 GT3 POLAND	SGT	2:28.214	2:28.580	(8)	
9	322 C.EUSER	42.208	155 T.MYSZKOWSKI	1:08.632	172 J.LEQUEUX	38.561	9	172 Prime Racing	SGT	2:29.551	2:30.111	(9)	
10	307 N.VAN DERBROECK	42.246	325 K.BOGAERTS	1:08.641	307 N.VAN DERBROECK	38.657	10	325 SDW Shipping by JR Motorsport	GTB	2:30.609	2:31.782	(11)	
11	172 J.LEQUEUX	42.372	322 C.EUSER	1:10.170	322 C.EUSER	38.842	11	307 DVB Racing	GTB	2:31.119	2:31.729	(10)	
12	304 M.VAN BERLO	42.717	307 N.VAN DERBROECK	1:10.216	325 K.BOGAERTS	38.988	12	322 Cor Euser Racing	GTB	2:31.220	2:31.835	(12)	
13	325 K.BOGAERTS	42.980	304 M.VAN BERLO	1:10.727	304 M.VAN BERLO	39.240	13	304 Van Berlo Racing	GTB	2:32.684	2:33.204	(13)	
14	369 A.BOSMAN	43.602	324 O.FREYMUTH	1:11.073	369 A.BOSMAN	39.484	14	369 ABW Racing	GTB	2:34.639	2:35.287	(14)	
15	326 J.JANSEN	43.740	422 D.HOUWELING	1:11.438	324 O.FREYMUTH	39.893	15	324 AKF Motorsport	GTB	2:35.244	2:35.568	(15)	
16	324 O.FREYMUTH	44.278	369 A.BOSMAN	1:11.553	422 D.HOUWELING	39.971	16	326 JJ Racing	GTB	2:36.341	2:37.181	(18)	
17	488 D.KRAYEM	44.709	488 D.KRAYEM	1:11.580	454 D.STRINGFELLOW	40.314	17	422 Ferry Monster Autosport	SPS	2:36.370	2:37.109	(16)	
18	454 D.STRINGFELLOW	44.802	412 D.WAGTMANS	1:11.615	326 J.JANSEN	40.371	18	454 Intersport Racing	SPS	2:36.866	2:37.745	(21)	
19	420 D.DE BORST	44.845	454 D.STRINGFELLOW	1:11.750	412 D.WAGTMANS	40.438	19	488 Krayem Racing	SPS	2:36.982	2:37.114	(17)	
20	422 D.HOUWELING	44.961	420 D.DE BORST	1:11.930	488 D.KRAYEM	40.693	20	412 VGL Racing	SPS	2:37.242	2:37.257	(19)	
21	412 D.WAGTMANS	45.189	326 J.JANSEN	1:12.230	311 W.SLUYS	40.835	21	420 FEBO Racing Team / FMA	SPS	2:37.622	2:37.653	(20)	
22	311 W.SLUYS	45.726	416 E.VAN DEN MUNCHINGHOF	1:12.786	416 E.VAN DEN MUNCHINGHOF	40.840	22	416 JR Motorsport	SPS	2:39.488	2:39.597	(23)	
23	445 R.VAN DEN BERG	45.800	408 T.VAN VLIET	1:13.075	420 D.DE BORST	40.847	23	311 JR Motorsport	GTB	2:40.760	2:41.311	(24)	
24	416 E.VAN DEN MUNCHINGHOF	45.862	444 R.VAN LOON	1:13.632	408 T.VAN VLIET	41.688	24	408 JR Motorsport	SPS	2:41.097	2:43.165	(26)	
25	471 J.VAN DER KOOI	45.958	311 W.SLUYS	1:14.199	417 P.ETIENNE BORDET	41.736	25	445 Strandpark Kustlicht	SPS	2:41.846	2:42.046	(25)	
26	408 T.VAN VLIET	46.334	445 R.VAN DEN BERG	1:14.258	445 R.VAN DEN BERG	41.788	26	444 BlueBerry Racing	SPS	2:42.759	2:43.287	(27)	
27	417 P.ETIENNE BORDET	46.412	471 J.VAN DER KOOI	1:14.336	444 R.VAN LOON	42.126	27	417 Delahaye Racing Team	SPS	2:42.865	2:43.344	(28)	
28	444 R.VAN LOON	47.001	417 P.ETIENNE BORDET	1:14.717	435 H.OOSTEN	42.579	28	471 Van der Kooi Racing	SPS	2:43.242	2:43.636	(29)	
29	435 H.OOSTEN	48.045	435 H.OOSTEN	1:15.346	471 J.VAN DER KOOI	42.948	29	435 Racing Team Oosten & Bijzitter	SPS	2:45.970	2:46.196	(30)	
30	516 J.VANNERUM	48.078	516 J.VANNERUM	1:15.578	516 J.VANNERUM	43.003	30	516 Vannerum Motorsport	SPO	2:46.659	2:47.347	(31)	
31	509 B.DROST	48.959	555 C.BERGSMAN	1:15.604	525 C.VOET	43.418	31	525 Traxx Racing	SPO	2:48.615	2:48.849	(32)	
32	525 C.VOET	48.980	577 S.VAN OORD	1:15.820	526 H.WISSELINK	43.676	32	555 Van der Kooi Racing	SPO	2:49.626	2:49.972	(33)	
33	309 D.SCHULZ	49.519	526 H.WISSELINK	1:16.010	509 B.DROST	43.821	33	577 Spirit Racing	SPO	2:49.666	2:50.083	(34)	
34	555 C.BERGSMAN	49.767	525 C.VOET	1:16.217	309 D.SCHULZ	43.933	34	526 Bronckhorst Car Racing	SPO	2:49.823	2:50.104	(35)	
35	577 S.VAN OORD	49.911	503 R.NIEMAN	1:16.414	577 S.VAN OORD	43.935	35	309 Topper Team	GTB	2:50.508			
36	526 H.WISSELINK	50.137	519 M.HERMANS	1:16.831	555 C.BERGSMAN	44.255	36	509 DAYVTEC engineering	SPO	2:50.758	2:51.085	(36)	
37	519 M.HERMANS	50.664	309 D.SCHULZ	1:17.056	503 R.NIEMAN	44.818	37	503 Spirit Racing	SPO	2:51.904	2:52.908	(37)	
38	503 R.NIEMAN	50.672	509 B.DROST	1:17.978	519 M.HERMANS	45.143	38	519 Raceteam The Inside	SPO	2:52.638	2:52.952	(38)	
39	523 J.VELDBOER	51.805	523 J.VELDBOER	1:19.998	523 J.VELDBOER	46.113	39	523 Spirit Racing	SPO	2:57.916	2:58.062	(39)	



SUPERCAR CHALLENGE


SPA EURO RACE

RACE 2

Analysis by lap

Lapped

Nr	Lap Time	Gap	Nr	Lap Time	Gap	Nr	Lap Time	Gap	Nr	Lap Time	Gap	Nr	Lap Time	Gap	
Lap 1															
190	2:23.693		326	2:37.181	36.169	435	2:46.941	1:27.757	171	2:26.791	26.262	420	2:38.863	1:58.358	
105	2:29.608	5.915	324	2:37.431	37.616	311	2:44.701	1:32.462	173	2:27.334	27.079	416	2:41.483	2:03.063	
173	2:31.362	7.669	412	2:41.710	44.445	525	2:50.147	1:34.437	154	2:27.913	30.936	445	2:44.896	2:14.370	
154	2:32.718	9.025	459	2:43.696	46.154	516	2:49.025	1:38.758	103	2:29.257	39.070	444	2:43.348	2:15.827	
103	2:33.754	10.061	369	2:41.709	46.287	555	2:50.201	1:41.270	155	2:29.201	43.149	417	2:44.988	2:20.901	
172	2:35.043	11.350	422	2:42.576	46.625	526	2:51.124	1:43.783	172	2:30.373	46.627	408	2:45.018	2:21.687	
155	2:37.809	14.116	416	2:43.920	47.776	577	2:51.751	1:46.766	153	2:28.037	52.987				
307	2:38.329	14.636	488	2:42.023	48.110	509	2:52.583	1:47.112	322	2:32.463	58.293	Lap 7			
325	2:38.559	14.866	420	2:43.327	48.360	503	2:55.690	1:51.413	307	2:33.448	59.053	190	2:23.999		
322	2:39.339	15.646	445	2:43.904	52.453	519	2:55.794	1:51.925	325	2:33.213	59.503	311	2:42.793	1 Lap	
153	2:39.667	15.974	454	2:42.510	52.779	523	2:59.626	2:08.291	304	2:33.643	1:04.712	105	2:23.315	9.535	
304	2:41.870	18.177	471	2:43.636	53.024				324	2:36.174	1:19.496	435	2:49.783	1 Lap	
326	2:44.469	20.776	444	2:44.704	53.929	Lap 4				369	2:35.820	1:30.148	516	2:47.347	1 Lap
324	2:45.666	21.973	417	2:44.921	56.780	190	2:21.685		488	2:38.509	1:37.528	525	2:50.633	1 Lap	
459	2:47.939	24.246	408	2:44.864	57.334	105	2:23.547	10.995	412	2:39.756	1:37.869	171	2:29.232	32.306	
412	2:48.216	24.523	435	2:46.544	1:02.925	171	2:28.412	22.339	422	2:39.762	1:39.630	173	2:29.346	33.416	
416	2:49.337	25.644	525	2:49.164	1:06.399	173	2:27.581	22.613	459	2:38.955	1:41.633	555	2:50.205	1 Lap	
422	2:49.530	25.837	311	2:47.370	1:09.870	154	2:27.663	25.891	454	2:38.188	1:45.325	154	2:29.508	38.231	
369	2:50.059	26.366	516	2:51.410	1:11.842	103	2:30.657	32.681	420	2:38.798	1:45.634	526	2:50.104	1 Lap	
420	2:50.514	26.821	555	2:51.658	1:13.178	155	2:29.787	36.816	416	2:40.603	1:47.719	577	2:50.083	1 Lap	
488	2:51.568	27.875	526	2:53.224	1:14.768	172	2:32.319	39.122	445	2:43.956	1:55.613	103	2:29.567	47.004	
445	2:54.030	30.337	509	2:55.553	1:16.638	153	2:32.385	47.818	444	2:43.510	1:58.618	509	2:51.085	1 Lap	
444	2:54.706	31.013	577	2:55.124	1:17.124	307	2:33.466	48.473	417	2:43.762	2:02.052	155	2:30.066	53.150	
471	2:54.869	31.176	503	2:53.468	1:17.832	322	2:33.035	48.698	408	2:43.589	2:02.808	172	2:32.050	58.902	
454	2:55.750	32.057	519	2:52.952	1:18.240	325	2:32.834	49.158	311	2:42.841	2:15.337	153	2:28.669	59.635	
417	2:57.340	33.647	523	2:59.617	1:30.774	309	3:07.279	1 Lap	435	2:46.196	2:16.937	503	2:56.068	1 Lap	
408	2:57.951	34.258	Lap 3				304	2:33.204	53.937	Lap 6					
435	3:01.862	38.169	190	2:22.109		324	2:35.568	1:06.190	190	2:26.139		322	2:32.329	1:12.319	
525	3:02.716	39.023	309	3:59.339	1 Lap	369	2:37.087	1:17.196	525	2:50.392	1 Lap	325	2:31.782	1:13.076	
516	3:05.913	42.220	105	2:23.345	9.133	412	2:41.776	1:20.981	516	2:47.938	1 Lap	307	2:36.371	1:17.042	
509	3:06.566	42.873	171	2:25.419	15.612	488	2:37.462	1:21.887	105	2:24.887	10.219	304	2:33.552	1:21.864	
555	3:07.001	43.308	173	2:25.819	16.717	422	2:37.136	1:22.736	555	2:51.255	1 Lap	523	3:00.437	1 Lap	
526	3:07.025	43.332	154	2:26.588	19.913	459	2:39.309	1:25.546	526	2:51.415	1 Lap	324	2:35.922	1:40.998	
577	3:07.481	43.788	103	2:28.757	23.709	420	2:42.327	1:29.704	577	2:50.814	1 Lap	369	2:36.227	1:51.524	
311	3:07.981	44.288	172	2:30.111	28.488	416	2:42.805	1:29.984	509	2:52.367	1 Lap	488	2:38.189	2:02.959	
503	3:09.845	46.152	155	2:29.915	28.714	454	2:41.436	1:30.005	171	2:26.950	27.073	412	2:38.153	2:04.278	
519	3:10.769	47.076	307	2:33.226	36.692	445	2:43.820	1:34.525	173	2:27.129	28.069	422	2:37.109	2:09.522	
309	3:14.995	51.302	153	2:32.651	37.118	444	2:43.888	1:37.976	503	2:54.705	1 Lap	454	2:38.284	2:11.495	
523	3:16.638	52.945	322	2:33.091	37.348	417	2:43.344	1:41.158	154	2:28.375	33.172	459	2:40.973	2:13.031	
Lap 2															
190	2:21.788		325	2:32.115	38.009	435	2:47.537	1:53.609	519	2:56.941	1 Lap	420	2:39.153	2:13.512	
105	2:23.770	7.897	304	2:34.235	42.418	311	2:44.587	1:55.364	103	2:28.505	41.436	416	2:39.597	2:18.661	
171	2:28.549	12.302	324	2:36.800	52.307	525	2:49.046	2:01.798	155	2:30.073	47.083				
173	2:27.126	13.007	326	2:39.981	54.041	516	2:48.384	2:05.457	172	2:30.363	50.851	Lap 8			
154	2:28.197	15.434	412	2:38.554	1:00.890	471	3:15.128	2:08.768	153	2:28.117	54.965	190	2:24.376		
103	2:28.788	17.061	369	2:37.616	1:01.794	555	2:49.972	2:09.557	523	3:02.114	1 Lap	105	2:23.240	8.399	
172	2:30.924	20.486	488	2:40.109	1:06.110	526	2:51.597	2:13.695	322	2:31.835	1:03.989	445	2:42.454	1 Lap	
155	2:28.580	20.908	422	2:42.769	1:07.285	577	2:50.753	2:15.834	307	2:31.756	1:04.670	444	2:44.092	1 Lap	
307	2:32.727	25.575	459	2:43.877	1:07.922	509	2:52.848	2:18.275	325	2:31.929	1:05.293	417	2:44.134	1 Lap	
322	2:32.508	26.366	416	2:43.197	1:08.864				304	2:33.738	1:12.311	408	2:44.151	1 Lap	
153	2:32.390	26.576	420	2:42.811	1:09.062	Lap 5				324	2:35.718	1:29.075	311	2:43.057	1 Lap
325	2:34.925	28.003	454	2:39.584	1:10.254	190	2:22.868		369	2:35.287	1:39.296	171	2:28.373	36.303	
304	2:33.903	30.292	445	2:42.046	1:12.390	503	2:53.791	1 Lap	488	2:37.380	1:48.769	173	2:29.598	38.638	
			471	2:44.410	1:15.325	519	2:55.445	1 Lap	412	2:38.394	1:50.124	435	2:49.188	1 Lap	
			444	2:43.953	1:15.773	105	2:23.344	11.471	459	2:40.563	1:56.057	154	2:28.551	42.406	
			417	2:44.828	1:19.499	523	3:00.025	1 Lap	422	2:42.921	1:56.412	516	2:48.839	1 Lap	
			408	2:44.805	1:20.030				454	2:38.024	1:57.210	103	2:31.762	54.390	



SUPERCAR CHALLENGE


SPA EURO RACE

RACE 2

Analysis by lap

Lapped

Nr	Lap Time	Gap	Nr	Lap Time	Gap	Nr	Lap Time	Gap	Nr	Lap Time	Gap	Nr	Lap Time	Gap
525	2:50.111	1 Lap	Lap 10			311	3:23.649	1 Lap	Lap 13			307	2:38.776	45.162
155	2:30.406	59.180	190	2:23.151		103	3:23.131	1:41.153	190	4:06.807		322	2:39.403	45.466
555	2:50.945	1 Lap	369	2:37.535	1 Lap	155	3:23.255	1:41.761	369	4:07.251	1 Lap	325	2:39.011	45.923
153	2:29.643	1:04.902	105	2:22.880	6.828	153	3:19.090	1:42.333	105	4:07.258	1.665	311	2:50.174	1 Lap
172	2:32.290	1:06.816	488	2:39.543	1 Lap	172	3:15.727	1:43.165	488	4:06.333	1 Lap	444	2:54.313	1 Lap
526	2:51.762	1 Lap	412	2:38.298	1 Lap	435	3:09.424	1 Lap	412	4:07.202	1 Lap	516	2:51.688	1 Lap
577	2:50.500	1 Lap	422	2:38.973	1 Lap	516	3:03.626	1 Lap	422	3:18.344	1 Lap	155	2:56.554	56.760
471	8:40.520	3 Laps	454	2:37.996	1 Lap	525	2:58.190	1 Lap	454	3:17.783	1 Lap	304	2:41.935	57.518
509	2:53.435	1 Lap	420	2:37.653	1 Lap	322	2:57.605	1:52.637	420	3:17.189	1 Lap	523	3:04.187	2 Laps
322	2:33.163	1:21.106	523	3:00.332	2 Laps	307	2:57.059	1:52.894	523	2:58.062	2 Laps	525	2:53.051	1 Lap
325	2:34.161	1:22.861	416	2:46.067	1 Lap	325	2:56.827	1:53.453	416	2:57.532	1 Lap	408	3:01.990	1 Lap
307	2:31.729	1:24.395	445	2:46.078	1 Lap	555	2:53.464	1 Lap	445	2:56.915	1 Lap	555	2:51.906	1 Lap
304	2:34.971	1:32.459	171	2:34.190	51.647	526	2:53.448	1 Lap	171	2:56.524	17.991	435	2:59.369	1 Lap
503	2:55.553	1 Lap	444	2:45.575	1 Lap	577	2:53.842	1 Lap	444	2:56.781	1 Lap	324	2:37.145	1:08.182
519	2:59.709	1 Lap	154	2:30.696	54.825	304	2:54.246	2:06.117	154	2:56.334	19.394	153	3:16.680	1:17.528
324	2:36.447	1:53.069	408	2:47.438	1 Lap	509	2:57.176	1 Lap	408	2:57.296	1 Lap	577	3:03.020	1 Lap
369	2:43.126	2:10.274	173	2:34.744	1:01.735	324	2:49.916	2:21.061	173	2:56.541	20.937	509	2:53.223	1 Lap
523	2:59.964	1 Lap	417	2:47.887	1 Lap	503	2:59.226	1 Lap	417	2:56.592	1 Lap	Lap 15		
488	2:37.114	2:15.697	311	2:50.638	1 Lap	519	3:01.704	1 Lap	311	2:56.402	1 Lap	190	2:21.321	
412	2:37.257	2:17.159	103	2:37.440	1:14.743	Lap 12			103	2:56.319	22.991	105	2:21.404	1.012
422	2:38.319	2:23.465	155	2:33.260	1:15.227	190	3:02.042	155	2:56.127	23.416	526	4:09.693	2 Laps	
Lap 9			153	2:33.847	1:19.964	369	3:02.051	1 Lap	153	2:55.091	24.058	171	2:27.083	28.582
190	2:23.654		172	2:33.113	1:24.159	105	2:58.255	1.214	172	2:54.906	25.078	154	2:28.313	30.958
454	2:37.745	1 Lap	435	2:51.364	1 Lap	488	2:59.751	1 Lap	435	2:55.906	1 Lap	173	2:29.932	35.978
420	2:38.938	1 Lap	516	2:48.145	1 Lap	412	2:59.545	1 Lap	516	2:55.983	1 Lap	369	2:42.542	1 Lap
459	2:42.080	1 Lap	525	2:51.334	1 Lap	422	2:39.567	1 Lap	525	2:55.133	1 Lap	412	2:38.778	1 Lap
105	2:22.354	7.099	322	2:43.798	1:51.753	454	2:39.528	1 Lap	322	2:53.833	29.273	422	2:39.009	1 Lap
416	2:41.272	1 Lap	307	2:41.755	1:52.556	420	2:39.268	1 Lap	307	2:53.798	29.596	420	2:38.643	1 Lap
445	2:42.558	1 Lap	325	2:42.248	1:53.347	523	3:00.012	2 Laps	325	2:53.686	30.122	103	2:28.660	41.030
444	2:43.287	1 Lap	555	2:53.438	1 Lap	416	2:59.836	1 Lap	555	2:50.961	1 Lap	454	2:45.181	1 Lap
408	2:43.165	1 Lap	526	2:53.949	1 Lap	445	2:59.989	1 Lap	526	2:51.290	1 Lap	172	2:30.319	48.587
417	2:45.730	1 Lap	577	2:54.282	1 Lap	171	2:59.853	1:28.274	577	2:50.197	1 Lap	519	3:01.416	2 Laps
171	2:27.959	40.608	304	2:48.282	2:08.592	444	2:58.522	1 Lap	304	2:49.938	38.793	307	2:32.315	56.156
311	2:43.500	1 Lap	509	2:55.692	1 Lap	154	2:58.132	1:29.867	324	2:49.650	54.247	322	2:32.623	56.768
154	2:28.528	47.280	324	2:44.769	2:27.866	408	2:57.273	1 Lap	509	2:52.363	1 Lap	416	2:44.017	1 Lap
173	2:35.158	50.142	503	2:54.582	1 Lap	173	2:57.590	1:31.203	503	2:59.032	1 Lap	445	2:43.979	1 Lap
103	2:29.718	1:00.454	519	3:01.163	1 Lap	417	2:55.005	1 Lap	Lap 14			155	2:29.300	1:04.739
155	2:29.592	1:05.118	Lap 11			311	2:54.323	1 Lap	190	2:23.210		417	2:44.996	1 Lap
435	2:48.980	1 Lap	190	2:56.721		103	2:54.368	1:33.479	105	2:22.474	0.929	311	2:41.311	1 Lap
153	2:28.020	1:09.268	369	2:56.232	1 Lap	155	2:54.377	1:34.096	519	3:29.922	2 Laps	304	2:35.004	1:11.201
172	2:31.035	1:14.197	105	2:54.894	5.001	153	2:55.483	1:35.774	369	2:39.362	1 Lap	444	2:43.788	1 Lap
516	2:48.466	1 Lap	488	2:55.808	1 Lap	172	2:55.856	1:36.979	412	2:38.323	1 Lap	516	2:48.210	1 Lap
525	2:48.849	1 Lap	412	2:56.219	1 Lap	435	2:52.429	1 Lap	454	2:38.209	1 Lap	324	2:37.231	1:24.092
322	2:33.654	1:31.106	422	3:58.491	1 Lap	516	2:51.791	1 Lap	422	2:39.367	1 Lap	325	3:00.886	1:25.488
555	2:51.559	1 Lap	454	3:58.882	1 Lap	525	2:52.180	1 Lap	171	2:28.039	22.820	525	2:50.587	1 Lap
307	2:33.211	1:33.952	420	3:57.296	1 Lap	322	2:51.652	1:42.247	420	2:39.697	1 Lap	523	2:59.965	2 Laps
325	2:35.043	1:34.250	523	3:59.116	2 Laps	307	2:51.753	1:42.605	154	2:27.782	23.966	555	2:58.933	1 Lap
526	2:50.233	1 Lap	416	3:50.526	1 Lap	325	2:51.832	1:43.243	173	2:29.640	27.367	509	3:03.031	1 Lap
577	2:50.845	1 Lap	445	3:35.861	1 Lap	555	2:51.143	1 Lap	488	2:46.937	1 Lap	Lap 16		
304	2:34.656	1:43.461	171	3:35.537	1:30.463	526	2:51.644	1 Lap	103	2:33.910	33.691	190	2:21.323	
509	2:52.745	1 Lap	444	3:35.932	1 Lap	577	2:51.868	1 Lap	416	2:42.515	1 Lap	105	2:21.122	0.811
503	2:52.908	1 Lap	154	3:35.673	1:33.777	304	2:51.587	1:55.662	445	2:45.229	1 Lap	171	2:29.442	36.701
324	2:36.833	2:06.248	408	3:30.502	1 Lap	509	2:53.165	1 Lap	172	2:37.721	39.589	154	2:28.087	37.722
519	2:58.826	1 Lap	173	3:30.641	1:35.655	324	2:52.385	2:11.404	417	2:46.335	1 Lap	173	2:27.493	42.148
			417	3:32.230	1 Lap	503	2:54.846	1 Lap						
						519	3:10.743	1 Lap						




SUPERCAR CHALLENGE
SPA EURO RACE
RACE 2

Analysis by lap

Lapped

Nr	Lap Time	Gap	Nr	Lap Time	Gap	Nr	Lap Time	Gap	Nr	Lap Time	Gap	Nr	Lap Time	Gap	
103	2:32.140	51.847	526	8:00.647	4 Laps	322	4:02.574	4:59.341	324	3:10.361	1 Lap	Lap 23			
420	2:39.690	1 Lap	555	6:36.210	3 Laps	155	8:07.956	5:28.291	516	3:16.542	2 Laps				
422	2:40.959	1 Lap	577	3:08.969	3 Laps	420	4:34.404	1 Lap	525	3:14.444	2 Laps	105	2:51.597		
172	2:32.902	1:00.166	154	2:56.864	1:02.274	422	4:34.416	1 Lap	503	3:14.717	3 Laps	307	3:00.486	1 Lap	
503	6:46.713	3 Laps	173	2:54.594	1:03.612	555	4:28.506	2 Laps	154	3:15.523	1:08.899	325	3:04.037	1 Lap	
369	2:44.871	1 Lap	171	2:59.906	1:05.393	412	4:32.582	1 Lap	519	3:20.018	3 Laps	311	3:18.107	2 Laps	
412	2:47.872	1 Lap	103	3:00.926	1:26.871	509	4:35.736	2 Laps	523	3:27.231	3 Laps	577	3:13.147	3 Laps	
322	2:31.901	1:07.346	155	2:55.905	1:44.402	577	4:33.287	2 Laps	171	2:54.987	1:29.864	444	2:56.763	2 Laps	
307	2:33.298	1:08.131	172	3:11.785	1:46.797	445	4:33.702	1 Lap	408	2:56.127	3 Laps	190	2:54.395	26.853	
155	2:29.519	1:12.935	369	3:13.684	1 Lap	307	5:27.270	6:52.905	172	3:06.495	1:44.995	304	3:03.564	1 Lap	
304	2:38.559	1:28.437	503	3:16.133	3 Laps	325	8:35.139	6:53.596	103	3:09.171	1:56.843	454	2:59.804	3 Laps	
519	3:01.307	2 Laps	304	3:15.212	2:26.809	369	9:17.665	1 Lap	435	3:17.150	3 Laps	369	3:11.957	2 Laps	
311	2:42.226	1 Lap	412	6:36.073	2 Laps	322	8:52.820	6:55.917	322	3:10.387	2:01.347	416	3:04.614	2 Laps	
417	2:45.808	1 Lap	509	7:56.854	3 Laps	Lap 20			420	3:03.384	1 Lap	417	3:06.049	2 Laps	
416	2:56.789	1 Lap	325	3:13.896	2:42.169	105	5:29.999	422	3:05.633	1 Lap	324	3:01.905	1 Lap		
445	2:54.653	1 Lap	311	3:22.841	1 Lap	488	5:29.779	3 Laps	555	3:07.131	2 Laps	516	3:06.490	2 Laps	
325	2:35.478	1:39.643	445	6:17.074	2 Laps	444	5:28.886	2 Laps	412	3:06.867	1 Lap	488	3:21.426	3 Laps	
324	2:37.563	1:40.332	416	6:39.445	2 Laps	416	5:28.944	2 Laps	445	3:04.915	1 Lap	171	3:00.333	1:43.101	
444	2:52.647	1 Lap	444	6:30.361	2 Laps	417	5:28.540	2 Laps	509	3:06.402	2 Laps	408	2:55.334	3 Laps	
516	2:55.745	1 Lap	516	6:43.050	2 Laps	190	5:16.276	10.137	311	3:22.187	1 Lap	525	3:14.985	2 Laps	
525	2:57.930	1 Lap	525	7:02.458	2 Laps	454	5:16.199	3 Laps	577	3:11.519	2 Laps	154	3:13.204	1:53.557	
488	6:35.361	2 Laps	526	3:29.876	3 Laps	324	5:55.544	1 Lap	307	2:58.179	2:47.094	503	3:17.696	3 Laps	
523	3:06.757	2 Laps	523	6:50.734	3 Laps	516	5:23.229	2 Laps	325	3:00.765	2:51.371	172	3:03.653	2:05.814	
Lap 17			153	12:38.931	3 Laps	525	5:02.206	2 Laps	Lap 22			519	3:22.694	3 Laps	
190	2:24.037		Lap 19			503	6:35.179	3 Laps	105	2:52.038		523	3:20.323	3 Laps	
105	2:24.435	1.209	173	3:20.100		523	4:48.542	3 Laps	444	3:00.973	2 Laps	103	3:03.288	2:21.527	
408	6:09.694	3 Laps	322	6:26.486	1 Lap	154	4:46.855	54.445	304	3:09.398	1 Lap	322	2:59.521	2:25.111	
435	6:09.759	3 Laps	420	6:38.657	2 Laps	519	4:41.857	3 Laps	369	3:16.449	2 Laps	420	3:01.026	1 Lap	
577	6:18.294	3 Laps	422	6:42.029	2 Laps	171	4:27.044	1:35.946	190	2:57.528	24.055	435	3:10.386	3 Laps	
154	2:33.717	47.402	555	4:49.505	3 Laps	172	4:28.437	1:39.569	416	3:05.956	2 Laps	422	3:00.758	1 Lap	
171	2:34.815	47.479	412	3:06.561	2 Laps	408	4:08.885	3 Laps	454	3:02.351	3 Laps	445	3:01.529	1 Lap	
173	2:32.899	51.010	509	3:06.759	3 Laps	435	4:35.296	3 Laps	417	3:12.930	2 Laps	155	3:05.792	1 Lap	
103	2:40.127	1:07.937	577	4:50.741	3 Laps	103	4:12.015	1:48.741	324	3:05.941	1 Lap	Lap 24			
172	2:40.875	1:17.004	445	3:02.133	2 Laps	322	4:13.787	1:52.029	488	3:32.712	3 Laps	105	2:55.740		
369	2:51.471	1 Lap	307	6:39.349	1 Lap	420	3:57.422	1 Lap	516	3:10.744	2 Laps	555	3:07.020	3 Laps	
420	2:54.670	1 Lap	503	3:48.643	3 Laps	311	7:36.557	1 Lap	525	3:14.430	2 Laps	412	3:03.634	2 Laps	
155	2:41.236	1:30.134	105	6:12.175	1:51.100	422	3:58.629	1 Lap	503	3:17.110	3 Laps	509	3:04.018	3 Laps	
422	2:54.961	1 Lap	488	5:49.019	3 Laps	555	4:00.833	2 Laps	154	3:15.089	1:31.950	307	2:59.242	1 Lap	
322	2:52.676	1:35.985	444	3:11.239	2 Laps	412	3:56.842	1 Lap	171	2:56.539	1:34.365	325	2:59.869	1 Lap	
503	3:00.053	3 Laps	416	3:13.748	2 Laps	445	3:51.366	1 Lap	408	2:55.269	3 Laps	444	2:57.554	2 Laps	
307	3:07.896	1:51.990	417	6:42.358	2 Laps	509	3:55.150	2 Laps	519	3:21.029	3 Laps	190	2:53.260	24.373	
304	2:49.189	1:53.589	311	3:41.632	1 Lap	577	3:57.766	2 Laps	523	3:22.581	3 Laps	577	3:12.044	3 Laps	
311	2:56.972	1 Lap	324	6:55.004	1 Lap	307	3:18.178	2:49.984	172	3:00.801	1:53.758	304	3:01.602	1 Lap	
325	2:54.659	2:10.265	190	6:38.672	2:14.960	325	3:19.178	2:51.675	103	3:05.031	2:09.836	311	3:19.271	2 Laps	
324	2:58.936	2:15.231	454	6:52.028	3 Laps	369	3:25.902	1 Lap	322	3:07.878	2:17.187	454	3:00.012	3 Laps	
417	3:15.817	1 Lap	516	3:26.589	2 Laps	Lap 21			435	3:12.112	3 Laps	416	3:02.987	2 Laps	
519	3:22.051	2 Laps	525	3:31.519	2 Laps	105	3:01.069	420	3:01.538	1 Lap	369	3:10.991	2 Laps		
454	6:28.886	2 Laps	523	3:43.030	3 Laps	304	3:27.616	1 Lap	422	3:04.408	1 Lap	417	3:02.825	2 Laps	
Lap 18			526	3:45.560	3 Laps	444	3:04.333	2 Laps	155	3:10.266	1 Lap	324	2:58.746	1 Lap	
190	2:41.992		154	6:50.127	3:28.689	416	3:12.234	2 Laps	555	3:06.305	2 Laps	516	3:06.812	2 Laps	
105	2:43.420	2.637	519	8:12.309	3 Laps	190	3:09.497	18.565	445	3:03.285	1 Lap	171	2:53.221	1:40.582	
408	2:53.497	3 Laps	171	7:48.320	4:30.001	454	3:12.285	3 Laps	412	3:05.723	1 Lap	408	2:53.700	3 Laps	
488	3:14.050	3 Laps	435	8:20.849	3 Laps	488	3:27.194	3 Laps	509	3:03.861	2 Laps	488	3:12.622	3 Laps	
435	3:09.398	3 Laps	172	7:09.146	4:32.231	417	3:21.924	2 Laps	154	3:08.830	2:06.647	525	3:11.279	2 Laps	
			408	9:06.632	3 Laps				172	3:01.410	2:11.484				
			103	7:54.666	4:57.825										

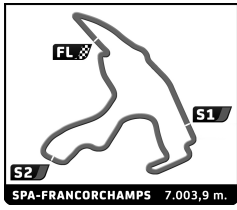


SUPERCAR CHALLENGE
SPA EURO RACE
RACE 2

Analysis by lap

Lapped

Nr	Lap Time	Gap	Nr	Lap Time	Gap	Nr	Lap Time	Gap	Nr	Lap Time	Gap	Nr	Lap Time	Gap
503	3:14.918	3 Laps	454	2:58.214	3 Laps	105	2:48.499		311	3:14.649	2 Laps	171	2:49.203	1:06.297
103	3:03.343	2:29.130	577	3:07.634	3 Laps	190	2:52.281	2.956	516	3:06.993	2 Laps	454	2:56.431	3 Laps
322	3:01.340	2:30.711	416	3:01.040	2 Laps	503	3:15.917	4 Laps	154	2:59.614	2:33.251	555	3:02.180	3 Laps
519	3:19.098	3 Laps	369	3:01.353	2 Laps	155	2:59.139	2 Laps	172	2:59.388	2:36.205	509	3:05.127	3 Laps
420	3:00.429	1 Lap	311	3:13.503	2 Laps	412	2:59.704	2 Laps	103	2:59.838	2:39.941	435	3:07.635	4 Laps
523	3:22.111	3 Laps	324	2:56.935	1 Lap	307	2:55.909	1 Lap	Lap 30			503	3:15.259	4 Laps
422	3:00.403	1 Lap	417	3:02.095	2 Laps	325	2:55.976	1 Lap	105	2:47.947		408	2:52.152	3 Laps
Lap 25			171	2:48.195	1:17.531	444	2:58.901	2 Laps	322	2:58.260	1 Lap	416	3:00.583	2 Laps
105	2:51.981		408	2:51.890	3 Laps	555	3:03.306	3 Laps	420	2:59.943	2 Laps	324	2:55.589	1 Lap
435	3:10.373	4 Laps	516	3:05.007	2 Laps	435	3:07.298	4 Laps	422	2:57.565	2 Laps	369	2:58.241	2 Laps
445	2:58.050	2 Laps	488	3:09.198	3 Laps	304	2:58.939	1 Lap	445	2:55.679	2 Laps	519	3:14.793	4 Laps
155	3:02.844	2 Laps	154	3:03.139	2:13.179	509	3:05.961	3 Laps	155	2:59.027	2 Laps	417	3:02.406	2 Laps
412	3:00.398	2 Laps	172	3:03.875	2:16.987	454	2:56.800	3 Laps	488	3:17.334	4 Laps	577	3:12.827	3 Laps
555	3:05.405	3 Laps	525	3:08.478	2 Laps	519	3:17.580	4 Laps	190	2:52.831	29.833	523	3:18.452	4 Laps
307	3:00.168	1 Lap	103	2:59.032	2:27.414	523	3:17.149	4 Laps	307	2:56.328	1 Lap	Lap 32		
509	3:05.349	3 Laps	322	3:00.019	2:30.828	416	2:59.486	2 Laps	412	3:02.439	2 Laps	105	2:50.233	
190	2:50.540	22.932	420	2:57.133	1 Lap	171	2:48.133	1:02.007	525	3:15.687	3 Laps	516	3:05.473	3 Laps
325	2:59.860	1 Lap	503	3:14.703	3 Laps	324	2:57.886	1 Lap	325	2:54.953	1 Lap	311	3:15.040	3 Laps
444	2:58.412	2 Laps	422	2:57.041	1 Lap	577	3:13.443	3 Laps	444	2:55.336	2 Laps	154	3:08.031	1 Lap
304	2:59.764	1 Lap	445	2:56.792	1 Lap	369	3:02.577	2 Laps	304	2:54.316	1 Lap	172	3:06.845	1 Lap
577	3:10.213	3 Laps	155	2:59.016	1 Lap	408	2:52.277	3 Laps	555	3:03.469	3 Laps	103	3:00.662	1 Lap
454	2:58.381	3 Laps	412	2:58.886	1 Lap	417	3:04.770	2 Laps	454	2:57.244	3 Laps	322	2:57.237	1 Lap
311	3:14.165	2 Laps	Lap 27			311	3:17.024	2 Laps	503	3:16.075	4 Laps	420	2:56.680	2 Laps
416	3:02.707	2 Laps	190	2:56.027		516	3:03.284	2 Laps	435	3:04.962	4 Laps	445	2:55.869	2 Laps
369	3:04.681	2 Laps	105	3:04.662	0.826	154	2:59.920	2:21.397	509	3:02.589	3 Laps	422	2:57.451	2 Laps
324	2:57.368	1 Lap	307	3:04.343	1 Lap	172	2:59.366	2:24.577	171	2:47.932	1:05.019	190	2:53.481	37.090
417	3:04.019	2 Laps	555	3:03.345	3 Laps	103	2:54.779	2:27.863	416	2:59.895	2 Laps	307	2:55.221	1 Lap
171	2:49.704	1:38.305	435	3:12.946	4 Laps	322	3:00.367	2:38.673	408	2:51.719	3 Laps	155	3:04.231	2 Laps
408	2:52.950	3 Laps	325	3:03.547	1 Lap	420	2:59.534	1 Lap	324	2:59.271	1 Lap	412	2:55.941	2 Laps
516	3:07.822	2 Laps	444	3:01.023	2 Laps	Lap 29			369	3:02.165	2 Laps	325	2:55.340	1 Lap
488	3:06.508	3 Laps	519	3:21.189	4 Laps	105	2:47.760		523	3:18.053	4 Laps	444	2:54.700	2 Laps
154	3:04.343	2:19.009	509	3:08.160	3 Laps	488	3:11.351	4 Laps	577	3:10.264	3 Laps	304	2:53.631	1 Lap
172	3:02.578	2:22.081	304	2:56.412	1 Lap	422	3:00.105	2 Laps	417	3:00.511	2 Laps	171	2:48.616	1:04.680
525	3:14.550	2 Laps	523	3:24.834	4 Laps	445	2:58.358	2 Laps	311	3:12.511	2 Laps	454	2:55.532	3 Laps
103	3:00.202	2:37.351	454	2:56.572	3 Laps	525	3:11.054	3 Laps	516	3:07.197	2 Laps	525	3:10.624	3 Laps
503	3:14.857	3 Laps	577	3:06.868	3 Laps	155	2:55.286	2 Laps	154	3:00.656	2:45.960	488	3:15.789	4 Laps
322	3:01.048	2:39.778	416	2:59.921	2 Laps	412	2:59.087	2 Laps	172	2:59.496	2:47.754	555	3:01.956	3 Laps
420	2:58.686	1 Lap	324	2:57.702	1 Lap	307	2:56.953	1 Lap	Lap 31			408	2:52.509	3 Laps
422	3:00.555	1 Lap	369	3:03.663	2 Laps	190	3:09.753	24.949	105	2:47.925		509	3:03.998	3 Laps
445	2:58.338	1 Lap	171	2:49.504	1:03.199	325	2:57.661	1 Lap	103	3:03.696	1 Lap	435	3:03.747	4 Laps
519	3:21.327	3 Laps	311	3:15.193	2 Laps	444	2:56.713	2 Laps	322	2:58.793	1 Lap	324	2:59.046	1 Lap
Lap 26			408	2:52.708	3 Laps	503	3:15.658	4 Laps	420	2:58.734	2 Laps	503	3:13.400	4 Laps
105	3:08.969		417	3:05.292	2 Laps	555	3:02.687	3 Laps	445	2:56.027	2 Laps	416	3:07.978	2 Laps
155	3:00.448	2 Laps	516	3:03.414	2 Laps	304	2:55.704	1 Lap	422	2:57.956	2 Laps	369	2:56.339	2 Laps
435	3:08.683	4 Laps	154	3:01.459	2:10.802	435	3:05.184	4 Laps	190	2:51.934	33.842	417	3:01.451	2 Laps
412	3:02.510	2 Laps	172	3:01.385	2:14.536	454	2:56.025	3 Laps	155	2:57.212	2 Laps	519	3:14.854	4 Laps
307	2:58.798	1 Lap	103	2:58.831	2:22.409	509	3:03.670	3 Laps	307	2:56.428	1 Lap	577	3:09.646	3 Laps
523	3:21.520	4 Laps	488	3:18.277	3 Laps	171	2:50.787	1:05.034	412	2:58.174	2 Laps	523	3:15.968	4 Laps
190	2:53.846	7.809	322	3:00.639	2:27.631	519	3:17.241	4 Laps	325	2:57.112	1 Lap			
555	3:05.366	3 Laps	420	2:58.916	1 Lap	416	3:01.504	2 Laps	444	2:55.792	2 Laps			
509	3:04.386	3 Laps	525	3:12.385	2 Laps	324	2:57.279	1 Lap	488	3:13.189	4 Laps			
325	2:59.512	1 Lap	422	2:59.373	1 Lap	408	2:52.636	3 Laps	304	2:55.467	1 Lap			
444	2:56.880	2 Laps	445	3:00.144	1 Lap	523	3:20.785	4 Laps	525	3:08.908	3 Laps			
304	2:55.868	1 Lap	Lap 28			369	3:04.524	2 Laps						
						577	3:11.313	3 Laps						
						417	3:02.066	2 Laps						



SUPERCAR CHALLENGE


SPA EURO RACE

RACE 2

Analysis

■ Personal Best
■ Session Best
■ Crossing the finish line in pit lane

Lap	D	Time	Sector 1	Sector 2	Sector 3	Kph	Elapsed	Lap	D	Time	Sector 1	Sector 2	Sector 3	Kph	Elapsed
103 Volvo Reede Racing by DayTec 1. Henry ZUMBRINK VOLVO S60 V8 SGT															
1	1	2:33.754	45.796	1:09.146	38.812	101.9	2:33.754	21	1	3:01.069	56.543	1:20.313	44.213	86.5	1:00:56.795
2	1	2:28.788	42.200	1:08.579	38.009	105.3	5:02.542	22	1	2:52.038	48.353	1:20.538	43.147	91.0	1:03:48.833
3	1	2:28.757	41.876	1:08.785	38.096	105.3	7:31.299	23	1	2:51.597	47.539	1:21.317	42.741	91.2	1:06:40.430
4	1	2:30.657	42.442	1:09.990	38.225	104.0	10:01.956	24	1	2:55.740	47.945	1:20.971	46.824	89.1	1:09:36.170
5	1	2:29.257	42.325	1:08.959	37.973	104.9	12:31.213	25	1	2:51.981	48.337	1:19.064	44.580	91.0	1:12:28.151
6	1	2:28.505	41.625	1:08.760	38.120	105.5	14:59.718	26	1	3:08.969	46.717	1:18.993	1:03.259	82.8	1:15:37.120
7	1	2:29.567	42.412	1:08.748	38.407	104.7	17:29.285	27	1	3:04.662	59.412	1:21.587	43.663	84.8	1:18:41.782
8	1	2:31.762	42.979	1:09.505	39.278	103.2	20:01.047	28	1	2:48.499	47.045	1:19.292	42.162	92.9	1:21:30.281
9	1	2:29.718	42.239	1:09.507	37.972	104.6	22:30.765	29	1	2:47.760	46.415	1:18.807	42.538	93.3	1:24:18.041
10	1	2:37.440	43.537	1:09.956	43.947	99.5	25:08.205	30	1	2:47.947	45.978	1:17.839	44.130	93.2	1:27:05.988
11	1	3:23.131	51.287	1:47.837	44.007	77.1	28:31.336	31	1	2:47.925	45.702	1:18.123	44.100	93.3	1:29:53.913
12	1	2:54.368	50.727	1:16.960	46.681	89.8	31:25.704	32	1	2:50.233	49.446	1:18.898	41.889	92.0	1:32:44.146
13	1	2:56.319	51.411	1:18.964	45.944	88.8	34:22.023								
14	1	2:33.910	45.877	1:09.547	38.486	101.7	36:55.933								
15	1	2:28.660	41.992	1:08.421	38.247	105.3	39:24.593								
16	1	2:32.140	42.014	1:10.785	39.341	102.9	41:56.733								
17	1	2:40.127	42.251	1:10.511	47.365	97.8	44:36.860								
18	1	3:00.926	47.347	1:19.347	54.232	86.6	47:37.786								
19	1	7:54.666	4:45.419	1:42.735	1:26.512	32.9	55:32.452								
20	1	4:12.015	1:41.590	1:41.438	48.987	62.1	59:44.467								
21	1	3:09.171	54.571	1:27.300	47.300	82.8	1:02:53.638								
22	1	3:05.031	52.097	1:25.581	47.353	84.6	1:05:58.669								
23	1	3:03.288	51.277	1:25.219	46.792	85.5	1:09:01.957								
24	1	3:03.343	53.376	1:23.503	46.464	85.4	1:12:05.300								
25	1	3:00.202	49.857	1:23.715	46.630	86.9	1:15:05.502								
26	1	2:59.032	49.352	1:22.978	46.702	87.4	1:18:04.534								
27	1	2:58.831	49.588	1:23.414	45.829	87.6	1:21:03.365								
28	1	2:54.779	48.040	1:20.930	45.809	89.6	1:23:58.144								
29	1	2:59.838	48.852	1:23.428	47.558	87.1	1:26:57.982								
30	1	3:03.696	49.059	1:25.709	48.928	85.3	1:30:01.678								
31	1	3:00.662	50.589	1:23.897	46.176	86.7	1:33:02.340								
153 Escuela Espanola de Pilotes 1. Kosta KANAROGLOU 2. Oliver CAMPOS HULL MOSLER MT900 SGT															
1	1	2:39.667	50.853	1:10.157	38.657	98.1	2:39.667	21	1	2:52.038	48.353	1:20.538	43.147	91.0	1:03:48.833
2	1	2:32.390	42.745	1:10.525	39.120	102.8	5:12.057	22	1	2:51.597	47.539	1:21.317	42.741	91.2	1:06:40.430
3	1	2:32.651	42.336	1:11.069	39.246	102.6	7:44.708	23	1	2:55.740	47.945	1:20.971	46.824	89.1	1:09:36.170
4	1	2:32.385	42.714	1:10.549	39.122	102.8	10:17.093	24	1	2:51.981	48.337	1:19.064	44.580	91.0	1:12:28.151
5	1	2:28.037	42.439	1:07.322	38.276	105.8	12:45.130	25	1	3:08.969	46.717	1:18.993	1:03.259	82.8	1:15:37.120
6	1	2:28.117	42.524	1:07.305	38.288	105.7	15:13.247	26	1	2:50.662	59.412	1:21.587	43.663	84.8	1:18:41.782
7	1	2:28.669	42.652	1:07.223	38.794	105.3	17:41.916	27	1	2:48.499	47.045	1:19.292	42.162	92.9	1:21:30.281
8	1	2:29.643	42.181	1:09.216	38.246	104.7	20:11.559	28	1	2:47.760	46.415	1:18.807	42.538	93.3	1:24:18.041
9	1	2:28.020	42.260	1:07.776	37.984	105.8	22:39.579	29	1	2:47.947	45.978	1:17.839	44.130	93.2	1:27:05.988
10	1	2:33.847	43.570	1:07.713	42.564	101.8	25:13.426	30	1	2:47.925	45.702	1:18.123	44.100	93.3	1:29:53.913
11	1	3:19.090	47.351	1:47.834	43.905	78.6	28:32.516	31	1	2:50.233	49.446	1:18.898	41.889	92.0	1:32:44.146
12	1	2:55.483	50.882	1:20.232	44.369	89.2	31:27.999								
13	1	2:55.091	51.232	1:18.578	45.281	89.4	34:23.090								
14	1	3:16.680	52.751	1:21.140	1:02.789	79.6	37:39.770								
15	1	12:38.931	9:10.414	1:59.135	1:29.382	20.6	50:18.701								
154 Escuela Espanola de Pilotes 1. Alberto DE MARTIN 2. Ben CLUCAS MOSLER MT900 SGT															
1	1	2:32.718	45.376	1:09.179	38.163	102.5	2:32.718	21	1	2:52.038	48.353	1:20.538	43.147	91.0	1:03:48.833
2	1	2:28.197	42.010	1:08.085	38.102	105.6	5:00.915	22	1	2:51.597	47.539	1:21.317	42.741	91.2	1:06:40.430
3	1	2:26.588	41.682	1:07.299	37.607	106.8	7:27.503	23	1	2:55.740	47.945	1:20.971	46.824	89.1	1:09:36.170
4	1	2:27.663	41.853	1:07.577	38.233	106.1	9:55.166	24	1	2:51.981	48.337	1:19.064	44.580	91.0	1:12:28.151
5	1	2:27.913	42.304	1:07.729	37.880	105.9	12:23.079	25	1	3:08.969	46.717	1:18.993	1:03.259	82.8	1:15:37.120
6	1	2:28.375	42.426	1:07.693	38.256	105.5	14:51.454	26	1	2:50.662	59.412	1:21.587	43.663	84.8	1:18:41.782
7	1	2:29.058	42.555	1:08.180	38.323	105.1	17:20.512	27	1	2:48.499	47.045	1:19.292	42.162	92.9	1:21:30.281
8	1	2:28.551	41.788	1:08.782	37.981	105.4	19:49.063	28	1	2:47.760	46.415	1:18.807	42.538	93.3	1:24:18.041
9	1	2:28.528	42.229	1:08.123	38.176	105.5	22:17.591	29	1	2:47.947	45.978	1:17.839	44.130	93.2	1:27:05.988
10	1	2:30.696	42.757	1:08.471	39.468	103.9	24:48.287	30	1	2:47.925	45.702	1:18.123	44.100	93.3	1:29:53.913
11	1	3:35.673	58.551	1:53.730	43.392	72.6	28:23.960	31	1	2:50.233	49.446	1:18.898	41.889	92.0	1:32:44.146
12	1	2:58.132	51.837	1:19.064	47.231	87.9	31:22.092								
13	1	2:56.334	50.858	1:19.949	45.527	88.8	34:18.426								
14	1	2:27.782	42.348	1:07.313	38.121	106.0	36:46.208								
15	1	2:28.313	42.283	1:08.157	37.873	105.6	39:14.521								
16	1	2:28.087	41.876	1:08.021	38.190	105.8	41:42.608								
17	1	2:33.717	41.967	1:08.120	43.630	101.9	44:16.325								
18	1	2:56.864	45.061	1:17.334	54.469	88.6	47:13.189								
19	1	6:50.127	4:09.582	1:37.624	1:02.921	38.2	54:03.316								
20	1	4:46.855	1:28.013	2:05.357	1:13.485	54.6	58:50.171								
21	1	3:15.523	54.867	1:30.762	49.894	80.1	1:02:05.694								
22	1	3:15.089	53.555	1:31.489	50.045	80.2	1:05:20.783								
23	1	3:13.204	53.740	1:30.611	48.853	81.0	1:08:33.987								
24	1	3:08.830	52.844	1:28.044	47.942	82.9	1:11:42.817								



SUPERCAR CHALLENGE

SPA EURO RACE

RACE 2

Analysis

■ Personal Best
 ■ Session Best
 ■ Crossing the finish line in pit lane


Lap	D	Time	Sector 1	Sector 2	Sector 3	Kph	Elapsed	Lap	D	Time	Sector 1	Sector 2	Sector 3	Kph	Elapsed
25	1	3:04.343	51.743	1:26.453	46.147	85.0	1:14:47.160	15	1	2:27.083	41.187	1:08.866	37.030	106.5	39:12.145
26	1	3:03.139	50.268	1:25.262	47.609	85.5	1:17:50.299	16	1	2:29.442	42.564	1:09.329	37.549	104.8	41:41.587
27	1	3:01.459	50.657	1:24.487	46.315	86.3	1:20:51.758	17	1	2:34.815	40.728	1:09.953	44.134	101.2	44:16.402
28	1	2:59.920	49.800	1:24.320	45.800	87.0	1:23:51.678	18	1	2:59.906B	44.355	1:17.616	57.935	87.1	47:16.308
29	1	2:59.614	49.243	1:24.768	45.603	87.2	1:26:51.292	19	1	7:48.320	4:30.553	1:52.823	1:24.944	33.4	55:04.628
30	1	3:00.656	48.823	1:23.753	48.080	86.7	1:29:51.948	20	1	4:27.044	1:45.044	1:56.994	45.006	58.6	59:31.672
31	1	3:08.031	53.362	1:27.449	47.220	83.3	1:32:59.979	21	1	2:54.987	49.334	1:21.663	43.990	89.5	1:02:26.659

155		GT3 POLAND		Lamborghini Huracan Super Trofeo			
1. Teodor MYSZKOWSKI		2. Andrzej LEWANDOWSKI		SGT			
1	1	2:37.809	47.495	1:11.175	39.139	99.2	2:37.809
2	1	2:28.580	41.734	1:08.632	38.214	105.4	5:06.389
3	1	2:29.915	42.596	1:09.037	38.282	104.5	7:36.304
4	1	2:29.787	42.364	1:09.319	38.104	104.5	10:06.091
5	1	2:29.201	41.902	1:08.838	38.461	105.0	12:35.292
6	1	2:30.073	41.953	1:09.964	38.156	104.3	15:05.365
7	1	2:30.066	41.536	1:09.942	38.588	104.3	17:35.431
8	1	2:30.406	41.662	1:09.563	39.181	104.1	20:05.837
9	1	2:29.592	41.632	1:09.641	38.319	104.7	22:35.429
10	1	2:33.260	42.133	1:09.997	41.130	102.2	25:08.689
11	1	3:23.255	51.287	1:48.022	43.946	77.1	28:31.944
12	1	2:54.377	50.665	1:17.123	46.589	89.8	31:26.321
13	1	2:56.127	51.425	1:18.899	45.803	88.9	34:22.448
14	1	2:56.554	43.007	1:32.832	40.715	88.7	37:19.002
15	1	2:29.300	41.649	1:09.284	38.367	104.9	39:48.302
16	1	2:29.519	41.478	1:09.679	38.362	104.7	42:17.821
17	1	2:41.236	41.652	1:13.558	46.026	97.1	44:59.057
18	1	2:55.905	46.638	1:22.704	46.563	89.0	47:54.962
19	1	8:07.956B	47.333	1:27.989	5:52.634	32.1	56:02.918
20	1	7:16.862	4:50.767	1:37.868	48.227	35.8	1:03:19.780
21	1	3:10.266	53.016	1:29.825	47.425	82.3	1:06:30.046
22	1	3:05.792	51.037	1:25.320	49.435	84.3	1:09:35.838
23	1	3:02.844	52.037	1:23.531	47.276	85.6	1:12:38.682
24	1	3:00.448	49.714	1:24.046	46.688	86.8	1:15:39.130
25	1	2:59.016	50.385	1:23.104	45.527	87.4	1:18:38.146
26	1	2:59.139	48.200	1:24.518	46.421	87.4	1:21:37.285
27	1	2:55.286	47.410	1:21.797	46.079	89.3	1:24:32.571
28	1	2:59.027	47.853	1:25.635	45.539	87.4	1:27:31.598
29	1	2:57.212	47.572	1:23.050	46.590	88.4	1:30:28.810
30	1	3:04.231B	48.530	1:22.277	53.424	85.0	1:33:33.041

171		PUMAXS Racing		PUMA RT			
1. Henk THUIS				SGT			
1	1	2:29.234	42.956	1:08.426	37.852	105.0	2:29.234
2	1	2:28.549	42.621	1:08.251	37.677	105.4	4:57.783
3	1	2:25.419	40.580	1:07.491	37.348	107.7	7:23.202
4	1	2:28.412	41.079	1:09.675	37.658	105.5	9:51.614
5	1	2:26.791	40.848	1:08.299	37.644	106.7	12:18.405
6	1	2:26.950	40.788	1:08.199	37.963	106.6	14:45.355
7	1	2:29.232	41.600	1:09.534	38.098	105.0	17:14.587
8	1	2:28.373	41.280	1:09.861	37.232	105.5	19:42.960
9	1	2:27.959	40.591	1:10.028	37.340	105.8	22:10.919
10	1	2:34.190	42.673	1:08.497	43.020	101.5	24:45.109
11	1	3:35.537	59.468	1:52.939	43.130	72.7	28:20.646
12	1	2:59.853	52.607	1:20.240	47.006	87.1	31:20.499
13	1	2:56.524	51.274	1:19.785	45.465	88.7	34:17.023
14	1	2:28.039	41.279	1:08.842	37.918	105.8	36:45.062

172		Prime Racing		GINETTA NISSAN LMP3			
1. Jean-Pierre LEQUEUX				SGT			
1	1	2:35.043	45.937	1:09.809	39.297	101.0	2:35.043
2	1	2:30.924	42.758	1:09.171	38.995	103.8	5:05.967
3	1	2:30.111	42.456	1:08.896	38.759	104.3	7:36.078
4	1	2:32.319	43.232	1:09.744	39.343	102.8	10:08.397
5	1	2:30.373	42.632	1:09.180	38.561	104.2	12:38.770
6	1	2:30.363	42.378	1:09.117	38.868	104.2	15:09.133
7	1	2:32.050	42.372	1:10.205	39.473	103.0	17:41.183
8	1	2:32.290	42.446	1:09.976	39.868	102.8	20:13.473
9	1	2:31.035	42.716	1:09.450	38.869	103.7	22:44.508
10	1	2:33.113	44.091	1:09.909	39.113	102.3	25:17.621
11	1	3:15.727	45.305	1:47.236	43.186	80.0	28:33.348
12	1	2:55.856	50.862	1:20.099	44.895	89.1	31:29.204
13	1	2:54.906	50.934	1:18.676	45.296	89.6	34:24.110
14	1	2:37.721	45.764	1:13.147	38.810	99.3	37:01.831
15	1	2:30.319	42.790	1:08.618	38.911	104.2	39:32.150
16	1	2:32.902	42.383	1:09.336	41.183	102.4	42:05.052
17	1	2:40.875	42.901	1:11.431	46.543	97.3	44:45.927
18	1	3:11.785B	50.600	1:24.341	56.844	81.7	47:57.712
19	1	7:09.146	4:10.523	1:33.829	1:24.794	36.5	55:06.858
20	1	4:28.437	1:46.266	1:55.217	46.954	58.3	59:35.295
21	1	3:06.495	53.665	1:26.746	46.084	84.0	1:02:41.790
22	1	3:00.801	51.785	1:23.444	45.572	86.6	1:05:42.591
23	1	3:03.653	52.397	1:25.237	46.019	85.3	1:08:46.244
24	1	3:01.410	50.960	1:24.120	46.330	86.3	1:11:47.654
25	1	3:02.578	51.096	1:25.325	46.157	85.8	1:14:50.232
26	1	3:03.875	50.181	1:27.202	46.492	85.1	1:17:54.107
27	1	3:01.385	51.368	1:24.828	45.189	86.3	1:20:55.492
28	1	2:59.366	48.838	1:24.118	46.410	87.3	1:23:54.858
29	1	2:59.388	49.283	1:24.698	45.407	87.3	1:26:54.246
30	1	2:59.496	49.267	1:24.826	45.403	87.3	1:29:53.742
31	1	3:06.845	53.081	1:26.386	47.378	83.8	1:33:00.587

173		BlueBerry Racing		MOSLER MT900R			
1. Berry VAN ELK				SGT			
1	1	2:31.362	45.010	1:08.704	37.648	103.5	2:31.362
2	1	2:27.126	41.153	1:08.400	37.573	106.5	4:58.488




SUPERCAR CHALLENGE

SPA EURO RACE

RACE 2

Analysis

							■ Personal Best ■ Session Best ■ B Crossing the finish line in pit lane								
Lap	D	Time	Sector 1	Sector 2	Sector 3	Kph	Elapsed	Lap	D	Time	Sector 1	Sector 2	Sector 3	Kph	Elapsed
3	1	2:25.819	41.065	1:07.552	37.202	107.4	7:24.307	3	1	2:34.235	43.155	1:11.290	39.790	101.5	7:50.008
4	1	2:27.581	40.966	1:09.120	37.495	106.1	9:51.888	4	1	2:33.204	42.984	1:10.727	39.493	102.2	10:23.212
5	1	2:27.334	41.021	1:08.411	37.902	106.3	12:19.222	5	1	2:33.643	42.767	1:11.606	39.270	101.9	12:56.855
6	1	2:27.129	41.402	1:07.732	37.995	106.5	14:46.351	6	1	2:33.738	43.142	1:10.999	39.597	101.9	15:30.593
7	1	2:29.346	40.963	1:09.406	38.977	104.8	17:15.697	7	1	2:33.552	42.807	1:11.337	39.408	102.0	18:04.145
8	1	2:29.598	42.698	1:08.847	38.053	104.7	19:45.295	8	1	2:34.971	42.717	1:11.904	40.350	101.0	20:39.116
9	1	2:35.158	40.440	1:17.607	37.111	100.9	22:20.453	9	1	2:34.656	43.103	1:11.813	39.740	101.2	23:13.772
10	1	2:34.744	44.258	1:07.810	42.676	101.2	24:55.197	10	1	2:48.282	44.324	1:18.964	44.994	93.0	26:02.054
11	1	3:30.641	56.265	1:51.785	42.591	74.3	28:25.838	11	1	2:54.246	51.714	1:17.728	44.804	89.9	28:56.300
12	1	2:57.590	52.372	1:18.248	46.970	88.2	31:23.428	12	1	2:51.587	50.114	1:17.514	43.959	91.2	31:47.887
13	1	2:56.541	51.422	1:19.644	45.475	88.7	34:19.969	13	1	2:49.938	50.131	1:16.594	43.213	92.2	34:37.825
14	1	2:29.640	42.528	1:08.225	38.887	104.7	36:49.609	14	1	2:41.935	44.603	1:13.877	43.455	96.7	37:19.760
15	1	2:29.932	41.037	1:10.647	38.248	104.5	39:19.541	15	1	2:35.004	43.231	1:11.982	39.791	101.0	39:54.764
16	1	2:27.493	41.186	1:08.998	37.309	106.2	41:47.034	16	1	2:38.559	43.522	1:13.308	41.729	98.7	42:33.323
17	1	2:32.899	40.831	1:08.658	43.410	102.4	44:19.933	17	1	2:49.189	43.919	1:17.657	47.613	92.5	45:22.512
18	1	2:54.594	47.629	1:19.548	47.417	89.7	47:14.527	18	1	3:15.212 B	52.445	1:27.440	55.327	80.2	48:37.724
19	1	3:20.100 B	51.746	1:27.570	1:00.784	78.2	50:34.627	19	1	8:52.820	5:10.667	2:11.562	1:30.591	29.3	57:30.544
190 Monlau Competition RENAULT RS01 GT3							307 DVB Racing PORSCHE 991 CUP								
1.Jurgen SMET SGT							1.Nicolas VAN DIERENDONCK GTB								
2.Jose Manuel PEREZ ALCART							2.Manu VAN DE RYSE								
1	1	2:23.693	41.862	1:05.926	35.905	109.0	2:23.693	1	1	2:38.329	46.724	1:11.259	40.346	98.9	2:38.329
2	1	2:21.788	40.542	1:05.314	35.932	110.4	4:45.481	2	1	2:32.727	42.982	1:10.458	39.287	102.5	5:11.056
3	1	2:22.109	40.228	1:05.527	36.354	110.2	7:07.590	3	1	2:33.226	42.865	1:11.018	39.343	102.2	7:44.282
4	1	2:21.685	40.189	1:05.807	35.689	110.6	9:29.275	4	1	2:33.466	42.869	1:10.672	39.925	102.0	10:17.748
5	1	2:22.868	40.057	1:05.730	37.081	109.6	11:52.143	5	1	2:33.448	43.107	1:11.436	38.905	102.0	12:51.196
6	1	2:26.139	41.851	1:06.352	37.936	107.1	14:18.282	6	1	2:31.756	42.602	1:10.284	38.870	103.2	15:22.952
7	1	2:23.999	40.012	1:07.469	36.518	108.8	16:42.281	7	1	2:36.371	45.638	1:11.560	39.173	100.1	17:59.323
8	1	2:24.376	42.086	1:06.441	35.849	108.4	19:06.657	8	1	2:31.729	42.642	1:10.430	38.657	103.2	20:31.052
9	1	2:23.654	39.750	1:06.976	36.928	109.0	21:30.311	9	1	2:33.211	42.414	1:10.216	40.581	102.2	23:04.263
10	1	2:23.151	39.802	1:07.322	36.027	109.4	23:53.462	10	1	2:41.755	43.667	1:13.011	45.077	96.8	25:46.018
11	1	2:56.721	49.310	1:19.789	47.622	88.6	26:50.183	11	1	2:57.059	48.628	1:24.676	43.755	88.4	28:43.077
12	1	3:02.042	54.419	1:20.340	47.283	86.0	29:52.225	12	1	2:51.753	49.328	1:17.279	45.146	91.2	31:34.830
13	1	4:06.807	1:15.655	1:56.213	54.939	63.5	33:59.032	13	1	2:53.798	49.694	1:19.427	44.677	90.1	34:28.628
14	1	2:23.210	40.618	1:06.144	36.448	109.4	36:22.242	14	1	2:38.776	43.933	1:15.313	39.530	98.6	37:07.404
15	1	2:21.321	39.845	1:05.798	35.678	110.8	38:43.563	15	1	2:32.315	42.246	1:10.823	39.246	102.8	39:39.719
16	1	2:21.323	39.689	1:05.846	35.788	110.8	41:04.886	16	1	2:33.298	43.088	1:11.397	38.813	102.2	42:13.017
17	1	2:24.037	40.224	1:06.240	37.573	108.8	43:28.923	17	1	3:07.896 B	42.416	1:15.175	1:10.305	83.3	45:20.913
18	1	2:41.992 B	41.551	1:10.886	49.555	96.7	46:10.915	18	1	6:39.349	4:26.189	1:24.134	49.026	39.2	52:00.262
19	1	6:38.672	4:26.061	1:23.337	49.274	39.2	52:49.587	19	1	5:27.270	1:43.722	2:13.185	1:30.363	47.8	57:27.532
20	1	5:16.276	1:35.897	2:08.334	1:32.045	49.5	58:05.863	20	1	3:18.178	1:10.502	1:22.194	45.482	79.0	1:00:45.710
21	1	3:09.497	57.876	1:26.189	45.432	82.7	1:01:15.360	21	1	2:58.179	49.608	1:22.533	46.038	87.9	1:03:43.889
22	1	2:57.528	48.515	1:23.337	45.676	88.2	1:04:12.888	22	1	3:00.486	49.713	1:23.888	46.885	86.8	1:06:44.375
23	1	2:54.395	48.065	1:22.170	44.160	89.8	1:07:07.283	23	1	2:59.242	49.450	1:23.096	46.696	87.4	1:09:43.617
24	1	2:53.260	46.943	1:22.404	43.913	90.4	1:10:00.543	24	1	3:00.168	50.661	1:23.144	46.363	86.9	1:12:43.785
25	1	2:50.540	46.850	1:20.271	43.419	91.8	1:12:51.083	25	1	2:58.798	49.236	1:22.203	47.359	87.6	1:15:42.583
26	1	2:53.846	47.563	1:21.717	44.566	90.0	1:15:44.929								
27	1	2:56.027	50.220	1:22.654	43.153	88.9	1:18:40.956								
28	1	2:52.281	46.165	1:20.828	45.288	90.9	1:21:33.237								
29	1	3:09.753	46.768	1:38.862	44.123	82.5	1:24:42.990								
30	1	2:52.831	46.924	1:20.714	45.193	90.6	1:27:35.821								
31	1	2:51.934	46.874	1:20.331	44.729	91.1	1:30:27.755								
32	1	2:53.481	47.652	1:21.327	44.502	90.2	1:33:21.236								
304 Van Berlo Racing PORSCHE 997 GT3															
1.Marcel VAN BERLO GTB															
1	1	2:41.870	48.997	1:13.305	39.568	96.8	2:41.870								
2	1	2:33.903	43.306	1:11.357	39.240	101.7	5:15.773								



SUPERCAR CHALLENGE

SPA EURO RACE

RACE 2

Analysis

■ Personal Best
 ■ Session Best
 ■ Crossing the finish line in pit lane


Lap	D	Time	Sector 1	Sector 2	Sector 3	Kph	Elapsed	Lap	D	Time	Sector 1	Sector 2	Sector 3	Kph	Elapsed
26	1	3:04.343	51.964	1:23.661	48.718	85.0	1:18:46.926	10	1	2:43.798	43.051	1:15.913	44.834	95.6	25:45.215
27	1	2:55.909	48.716	1:21.849	45.344	89.0	1:21:42.835	11	1	2:57.605	48.879	1:24.685	44.041	88.2	28:42.820
28	1	2:56.953	49.543	1:21.679	45.731	88.5	1:24:39.788	12	1	2:51.652	49.124	1:17.352	45.176	91.2	31:34.472
29	1	2:56.328	48.204	1:21.946	46.178	88.8	1:27:36.116	13	1	2:53.833	49.594	1:19.585	44.654	90.0	34:28.305
30	1	2:56.428	49.453	1:21.754	45.221	88.7	1:30:32.544	14	1	2:39.403	44.474	1:15.450	39.479	98.3	37:07.708
31	1	2:55.221	48.320	1:21.729	45.172	89.4	1:33:27.765	15	1	2:32.623	43.048	1:10.622	38.953	102.6	39:40.331

309	Topper Team		Porsche 997 GT3 GTB												
	1. Dirk SCHULZ														
	2. Jan-Marc SCHULZ														
	Lap	D	Time	Sector 1	Sector 2	Sector 3	Kph	Elapsed							
1	1	3:14.995 B	57.863	1:25.378	51.754	80.3	3:14.995								
2	1	3:59.339	1:58.350	1:17.056	43.933	65.4	7:14.334								
3	1	3:07.279 B	49.519	1:25.327	52.433	83.6	10:21.613								

311	JR Motorsport		BMW M4 SILHOUETTE GTB												
	1. Ward SLUYS														
	2. Chris MATTHEUS														
	Lap	D	Time	Sector 1	Sector 2	Sector 3	Kph	Elapsed							
1	1	3:07.981	1:04.565	1:18.993	44.423	83.3	3:07.981								
2	1	2:47.370	48.104	1:16.896	42.370	93.5	5:55.351								
3	1	2:44.701	46.405	1:15.998	42.298	95.1	8:40.052								
4	1	2:44.587	46.137	1:16.363	42.087	95.1	11:24.639								
5	1	2:42.841	45.888	1:15.274	41.679	96.1	14:07.480								
6	1	2:42.793	46.043	1:14.910	41.840	96.2	16:50.273								
7	1	2:43.057	46.275	1:15.225	41.557	96.0	19:33.330								
8	1	2:43.500	45.905	1:15.266	42.329	95.8	22:16.830								
9	1	2:50.638	50.741	1:15.610	44.287	91.8	25:07.468								
10	1	3:23.649	51.557	1:48.018	44.074	76.9	28:31.117								
11	1	2:54.323	50.546	1:17.012	46.765	89.8	31:25.440								
12	1	2:56.402	51.247	1:18.975	46.180	88.7	34:21.842								
13	1	2:50.174	49.417	1:18.578	42.179	92.0	37:12.016								
14	1	2:41.311	46.208	1:14.268	40.835	97.1	39:53.327								
15	1	2:42.226	45.726	1:14.199	42.301	96.5	42:35.553								
16	1	2:56.972	46.674	1:18.576	51.722	88.5	45:32.525								
17	1	3:22.841	57.151	1:32.404	53.286	77.2	48:55.366								
18	1	3:41.632 B	58.420	1:32.671	1:10.541	70.7	52:36.998								
19	1	7:36.557	5:04.944	1:40.713	50.900	34.2	1:00:13.555								
20	1	3:22.187	1:00.089	1:30.285	51.813	77.4	1:03:35.742								
21	1	3:18.107	56.498	1:28.541	53.068	79.1	1:06:53.849								
22	1	3:19.271	59.596	1:28.863	50.812	78.6	1:10:13.120								
23	1	3:14.165	54.855	1:29.756	49.554	80.7	1:13:27.285								
24	1	3:13.503	54.154	1:29.187	50.162	80.9	1:16:40.788								
25	1	3:15.193	55.099	1:29.076	51.018	80.2	1:19:55.981								
26	1	3:17.024	55.023	1:31.316	50.685	79.5	1:23:13.005								
27	1	3:14.649	55.239	1:29.740	49.670	80.4	1:26:27.654								
28	1	3:12.511	53.543	1:29.359	49.609	81.3	1:29:40.165								
29	1	3:15.040	54.356	1:30.431	50.253	80.3	1:32:55.205								

322	Cor Euser Racing		Marcos Mantis GTB												
	1. Cor EUSER														
	2. Dennis ALLEMAN														
	Lap	D	Time	Sector 1	Sector 2	Sector 3	Kph	Elapsed							
1	1	2:39.339	48.826	1:11.503	39.010	98.3	2:39.339								
2	1	2:32.508	42.627	1:10.808	39.073	102.7	5:11.847								
3	1	2:33.091	42.208	1:11.128	39.755	102.3	7:44.938								
4	1	2:33.035	42.574	1:11.119	39.342	102.4	10:17.973								
5	1	2:32.463	42.738	1:10.636	39.089	102.7	12:50.436								
6	1	2:31.835	42.770	1:10.170	38.895	103.2	15:22.271								
7	1	2:32.329	42.471	1:10.375	39.483	102.8	17:54.600								
8	1	2:33.163	42.492	1:11.683	38.988	102.2	20:27.763								
9	1	2:33.654	42.508	1:11.098	40.048	101.9	23:01.417								

324	AKF Motorsport		RENAULT MEGANE TROPHY GTB												
	1. Oliver FREYMUTH														
	Lap	D	Time	Sector 1	Sector 2	Sector 3	Kph	Elapsed							
	1	1	2:45.666	50.602	1:13.736	41.328	94.5	2:45.666							
2	1	2:37.431	45.151	1:11.976	40.304	99.5	5:23.097								
3	1	2:36.800	44.536	1:11.251	41.013	99.9	7:59.897								
4	1	2:35.568	44.507	1:11.168	39.893	100.7	10:35.465								
5	1	2:36.174	44.441	1:11.600	40.133	100.2	13:11.639								
6	1	2:35.718	44.509	1:11.073	40.136	100.5	15:47.357								
7	1	2:35.922	44.476	1:11.425	40.021	100.4	18:23.279								
8	1	2:36.447	44.935	1:11.339	40.173	100.1	20:59.726								
9	1	2:36.833	44.861	1:11.666	40.306	99.9	23:36.559								
10	1	2:44.769	45.516	1:16.645	42.608	95.0	26:21.328								
11	1	2:49.916	48.404	1:13.616	47.896	92.2	29:11.244								
12	1	2:52.385	49.022	1:19.027	44.336	90.9	32:03.629								
13	1	2:49.650	48.978	1:18.429	42.243	92.3	34:53.279								
14	1	2:37.145	44.871	1:11.733	40.541	99.7	37:30.424								
15	1	2:37.231	44.422	1:12.279	40.530	99.6	40:07.655								
16	1	2:37.563	44.731	1:11.522	41.310	99.4	42:45.218								
17	1	2:58.936 B	44.278	1:16.708	57.950	87.5	45:44.154								
18	1	6:55.004 B	4:14.717	1:31.627	1:08.660	37.7	52:39.158								
19	1	5:55.544	2:26.221	2:03.066	1:26.257	44.0	58:34.702								
20	1	3:10.361	55.185	1:27.868	47.308	82.3	1:01:45.063								
21	1	3:05.941	53.619	1:26.513	45.809	84.2	1:04:51.004								
22	1	3:01.905	51.003	1:25.730	45.172	86.1	1:07:52.909								
23	1	2:58.746	50.765	1:23.014	44.967	87.6	1:10:51.655								
24	1	2:57.368	49.218	1:23.315	44.835	88.3	1:13:49.023								
25	1	2:56.935	49.203	1:22.780	44.952	88.5	1:16:45.958								
26	1	2:57.702	49.418	1:21.569	46.715	88.1	1:19:43.660								
27	1	2:57.886	50.569	1:22.203	45.114	88.0	1:22:41.546								
28	1	2:57.279	49.754	1:22.348	45.177	88.3	1:25:38.825								
29	1	2:59.271	50.326	1:23.099	45.846	87.3	1:28:38.096								
30	1	2:55.589	49.110	1:21.789	44.690	89.2	1:31:33.685								
31	1	2:59.046	49.544	1:24.040	45.462	87.4	1:34:32.731								




SUPERCAR CHALLENGE
SPA EURO RACE
RACE 2

Analysis

Personal Best Session Best B Crossing the finish line in pit lane

Lap	D	Time	Sector 1	Sector 2	Sector 3	Kph	Elapsed	Lap	D	Time	Sector 1	Sector 2	Sector 3	Kph	Elapsed
325 SDW Shipping by JR Motorsport 1. Koen BOGAERTS 2. Mark VAN DER AA BMW M4 SILHOUETTE GTB								15 1 2:44.871 44.438 1:15.895 44.538 95.0 42:06.775							
1	1	2:38.559	46.798	1:11.548	40.213	98.7	2:38.559	16	1	2:51.471	44.938	1:18.462	48.071	91.3	44:58.246
2	1	2:34.925	43.600	1:12.059	39.266	101.1	5:13.484	17	1	3:13.684 B	51.070	1:26.376	56.238	80.9	48:11.930
3	1	2:32.115	43.292	1:09.194	39.629	103.0	7:45.599	18	1	9:17.665	5:35.313	2:11.904	1:30.448	28.0	57:29.595
4	1	2:32.834	43.477	1:09.791	39.566	102.5	10:18.433	19	1	3:25.902	1:12.656	1:25.921	47.325	76.1	1:00:55.497
5	1	2:33.213	43.500	1:10.725	38.988	102.2	12:51.646	20	1	3:16.449	54.318	1:31.186	50.945	79.7	1:04:11.946
6	1	2:31.929	42.980	1:09.854	39.095	103.1	15:23.575	21	1	3:11.957	53.827	1:28.937	49.193	81.6	1:07:23.903
7	1	2:31.782	43.623	1:08.641	39.518	103.2	17:55.357	22	1	3:10.391	54.814	1:27.445	48.132	82.2	1:10:34.294
8	1	2:34.161	44.378	1:10.768	39.015	101.6	20:29.518	23	1	3:04.681	50.992	1:27.027	46.662	84.8	1:13:38.975
9	1	2:35.043	43.092	1:10.583	41.368	101.0	23:04.561	24	1	3:01.353	50.379	1:23.680	47.294	86.3	1:16:40.328
10	1	2:42.248	43.821	1:12.937	45.490	96.5	25:46.809	25	1	3:03.663	50.490	1:25.158	48.015	85.3	1:19:43.991
11	1	2:56.827	48.286	1:24.876	43.665	88.6	28:43.636	26	1	3:02.577	52.558	1:24.172	45.847	85.8	1:22:46.568
12	1	2:51.832	49.411	1:17.114	45.307	91.1	31:35.468	27	1	3:04.524	51.426	1:26.367	46.731	84.8	1:25:51.092
13	1	2:53.686	49.663	1:19.167	44.856	90.2	34:29.154	28	1	3:02.165	50.452	1:25.274	46.439	85.9	1:28:53.257
14	1	2:39.011	45.151	1:14.140	39.720	98.5	37:08.165	29	1	2:58.241	49.900	1:23.059	45.282	87.9	1:31:51.498
15	1	3:00.886	43.155	1:10.433	1:07.298	86.6	40:09.051	30	1	2:56.339	48.260	1:23.067	45.012	88.8	1:34:47.837
16	1	2:35.478	45.319	1:09.843	40.316	100.7	42:44.529	408 JR Motorsport 1. Ted VAN VLIET 2. Bas SCHOUTEN BMW E92 M3 SPS							
17	1	2:54.659	43.356	1:14.073	57.230	89.7	45:39.188	1	1	2:57.951				88.0	2:57.951
18	1	3:13.896 B	50.781	1:27.047	56.068	80.7	48:53.084	2	1	2:44.864	47.012			95.0	5:42.815
19	1	8:35.139	4:52.142	2:12.653	1:30.344	30.3	57:28.223	3	1	2:44.805				95.0	8:27.620
20	1	3:19.178	1:11.070	1:22.014	46.094	78.6	1:00:47.401	4	1	2:43.742	46.877	1:14.621	42.244	95.6	11:11.362
21	1	3:00.765	52.271	1:22.150	46.344	86.6	1:03:48.166	5	1	2:43.589	46.650	1:14.842	42.097	95.7	13:54.951
22	1	3:04.037	54.519	1:22.934	46.584	85.1	1:06:52.203	6	1	2:45.018	46.419	1:16.388	42.211	94.9	16:39.969
23	1	2:59.869	51.091	1:22.621	46.157	87.1	1:09:52.072	7	1	2:44.151	47.597	1:14.758	41.796	95.4	19:24.120
24	1	2:59.860	50.109	1:22.675	47.076	87.1	1:12:51.932	8	1	2:43.165	46.334	1:15.143	41.688	96.0	22:07.285
25	1	2:59.512	51.918	1:22.121	45.473	87.3	1:15:51.444	9	1	2:47.438	47.964	1:15.206	44.268	93.5	24:54.723
26	1	3:03.547	52.894	1:23.601	47.052	85.3	1:18:54.991	10	1	3:30.502	54.089	1:52.540	43.873	74.4	28:25.225
27	1	2:55.976	50.265	1:20.924	44.787	89.0	1:21:50.967	11	1	2:57.273	51.383	1:19.201	46.689	88.3	31:22.498
28	1	2:57.661	49.694	1:21.856	46.111	88.1	1:24:48.628	12	1	2:57.296	51.183	1:19.955	46.158	88.3	34:19.794
29	1	2:54.953	49.171	1:20.945	44.837	89.5	1:27:43.581	13	1	3:01.990 B	48.890	1:21.566	51.534	86.0	37:21.784
30	1	2:57.112	50.086	1:22.070	44.956	88.4	1:30:40.693	14	1	6:09.694	4:13.299	1:13.075	43.320	42.3	43:31.478
31	1	2:55.340	48.940	1:21.525	44.875	89.3	1:33:36.033	15	1	2:53.497	46.587	1:18.093	48.817	90.2	46:24.975
326 JJ Racing 1. Jos JANSSEN PORSCHE 997 CUP GTB								16	1	9:06.632	50.754	1:26.686	6:49.192	28.6	55:31.607
1	1	2:44.469	49.720	1:13.919	40.830	95.2	2:44.469	17	1	4:08.885			45.837	62.9	59:40.492
2	1	2:37.181	44.317	1:12.493	40.371	99.6	5:21.650	18	1	2:56.127	50.592			88.9	1:02:36.619
3	1	2:39.981	43.740	1:12.230	44.011	97.9	8:01.631	19	1	2:55.269	50.560			89.4	1:05:31.888
369 ABW Racing 1. Aart BOSMAN PORSCHE 997 GT3 GTB								20	1	2:55.334	49.606			89.3	1:08:27.222
1	1	2:50.059	53.134	1:15.306	41.619	92.1	2:50.059	21	1	2:53.700	49.742	1:19.871	44.087	90.2	1:11:20.922
2	1	2:41.709	46.001	1:14.062	41.646	96.8	5:31.768	22	1	2:52.950	49.367	1:19.407	44.176	90.5	1:14:13.872
3	1	2:37.616	45.143	1:12.989	39.484	99.4	8:09.384	23	1	2:51.890	48.878	1:19.059	43.953	91.1	1:17:05.762
4	1	2:37.087	45.349	1:11.752	39.986	99.7	10:46.471	24	1	2:52.708	48.615	1:19.033	45.060	90.7	1:19:58.470
5	1	2:35.820	44.205	1:12.106	39.509	100.5	13:22.291	25	1	2:52.277	49.093	1:19.450	43.734	90.9	1:22:50.747
6	1	2:35.287	43.823	1:11.553	39.911	100.9	15:57.578	26	1	2:52.636	49.026	1:19.864	43.746	90.7	1:25:43.383
7	1	2:36.227	43.602	1:12.884	39.741	100.2	18:33.805	27	1	2:51.719	48.066	1:19.861	43.792	91.2	1:28:35.102
8	1	2:43.126	49.722	1:13.103	40.301	96.0	21:16.931	28	1	2:52.152	48.335	1:20.436	43.381	91.0	1:31:27.254
9	1	2:37.535	44.320	1:13.172	40.043	99.4	23:54.466	29	1	2:52.509	48.576	1:19.057	44.876	90.8	1:34:19.763
10	1	2:56.232	48.937	1:19.701	47.594	88.9	26:50.698	412 VGL Racing 1. Danny WAGTMANS 2. Maik BARTEN SAKER RAPX SPS							
11	1	3:02.051	54.427	1:20.344	47.280	86.0	29:52.749	1	1	2:48.216	53.452	1:13.827	40.937	93.1	2:48.216
12	1	4:07.251	1:16.059	1:55.974	55.218	63.3	34:00.000	2	1	2:41.710	46.365	1:13.936	41.409	96.8	5:29.926
13	1	2:39.362	44.826	1:13.268	41.268	98.3	36:39.362	3	1	2:38.554	45.260	1:12.239	41.055	98.7	8:08.480
14	1	2:42.542	46.980	1:14.049	41.513	96.3	39:21.904	4	1	2:41.776	47.405	1:13.039	41.332	96.8	10:50.256
								5	1	2:39.756	45.189	1:12.669	41.898	98.0	13:30.012
								6	1	2:38.394	45.357	1:12.299	40.738	98.9	16:08.406



SUPERCAR CHALLENGE

SPA EURO RACE

RACE 2


Analysis

■ Personal Best
 ■ Session Best
 ■ Crossing the finish line in pit lane

Lap	D	Time	Sector 1	Sector 2	Sector 3	Kph	Elapsed	Lap	D	Time	Sector 1	Sector 2	Sector 3	Kph	Elapsed
7	1	2:38.153	45.241	1:12.070	40.842	99.0	18:46.559								
8	1	2:37.257	45.204	1:11.615	40.438	99.6	21:23.816								
9	1	2:38.298	45.281	1:11.972	41.045	98.9	24:02.114								
10	1	2:56.219	51.651	1:19.684	44.884	88.9	26:58.333								
11	1	2:59.545	52.855	1:19.139	47.551	87.2	29:57.878								
12	1	4:07.202	1:14.294	1:55.032	57.876	63.3	34:05.080								
13	1	2:38.323	45.693	1:11.819	40.811	98.9	36:43.403								
14	1	2:38.778	45.316	1:12.224	41.238	98.6	39:22.181								
15	1	2:47.872 B	45.491	1:12.888	49.493	93.3	42:10.053								
16	1	6:36.073	4:15.761	1:30.517	49.795	39.5	48:46.126								
17	1	3:06.561	51.837	1:24.887	49.837	84.0	51:52.687								
18	1	4:32.582	1:03.099	2:00.279	1:29.204	57.4	56:25.269								
19	1	3:56.842	1:42.783	1:26.478	47.581	66.1	1:00:22.111								
20	1	3:06.867	53.895	1:25.624	47.348	83.8	1:03:28.978								
21	1	3:05.723	52.589	1:25.565	47.569	84.3	1:06:34.701								
22	1	3:03.634	52.393	1:24.938	46.303	85.3	1:09:38.335								
23	1	3:00.398	51.171	1:22.789	46.438	86.8	1:12:38.733								
24	1	3:02.510	51.959	1:23.169	47.382	85.8	1:15:41.243								
25	1	2:58.886	50.597	1:22.535	45.754	87.6	1:18:40.129								
26	1	2:59.704	51.420	1:22.334	45.950	87.1	1:21:39.833								
27	1	2:59.087	50.680	1:22.567	45.840	87.4	1:24:38.920								
28	1	3:02.439	50.889	1:23.857	47.693	85.8	1:27:41.359								
29	1	2:58.174	50.434	1:22.453	45.287	87.9	1:30:39.533								
30	1	2:55.941	49.628	1:21.688	44.625	89.0	1:33:35.474								

Lap	D	Time	Sector 1	Sector 2	Sector 3	Kph	Elapsed
1	1	2:57.340	57.457	1:17.613	42.270	88.3	2:57.340
2	1	2:44.921	46.711	1:16.198	42.012	95.0	5:42.261
3	1	2:44.828	46.665	1:16.412	41.751	95.0	8:27.089
4	1	2:43.344	46.659	1:14.717	41.968	95.9	11:10.433
5	1	2:43.762	46.553	1:15.473	41.736	95.6	13:54.195
6	1	2:44.988	46.633	1:16.586	41.769	94.9	16:39.183
7	1	2:44.134	46.412	1:15.625	42.097	95.4	19:23.317
8	1	2:45.730	46.809	1:16.770	42.151	94.5	22:09.047
9	1	2:47.887	48.021	1:17.456	42.410	93.3	24:56.934
10	1	3:32.230	56.254	1:52.153	43.823	73.8	28:29.164
11	1	2:55.005	49.535	1:18.743	46.727	89.5	31:24.169
12	1	2:56.592	51.596	1:19.131	45.865	88.7	34:20.761
13	1	2:46.335	47.536	1:16.893	41.906	94.1	37:07.096
14	1	2:44.996	47.189	1:15.718	42.089	94.9	39:52.092
15	1	2:45.808	46.417	1:17.218	42.173	94.5	42:37.900
16	1	3:15.817 B	48.242	1:23.449	1:04.126	80.0	45:53.717
17	2	6:42.358	4:12.692	1:29.349	1:00.317	38.9	52:36.075
18	2	5:28.540	1:45.833	2:10.787	1:31.920	47.6	58:04.615
19	2	3:21.924	58.912	1:33.867	49.145	77.6	1:01:26.539
20	2	3:12.930	54.970	1:29.106	48.854	81.2	1:04:39.469
21	2	3:06.049	52.006	1:26.616	47.427	84.1	1:07:45.518
22	2	3:02.825	50.781	1:25.288	46.756	85.6	1:10:48.343
23	2	3:04.019	51.006	1:26.101	46.912	85.1	1:13:52.362
24	2	3:02.095	50.622	1:24.781	46.692	86.0	1:16:54.457
25	2	3:05.292	51.533	1:25.491	48.268	84.5	1:19:59.749
26	2	3:04.770	51.595	1:26.573	46.602	84.8	1:23:04.519
27	2	3:02.066	50.369	1:25.108	46.589	86.0	1:26:06.585
28	2	3:00.511	50.350	1:23.877	46.284	86.8	1:29:07.096
29	2	3:02.406	51.478	1:24.612	46.316	85.8	1:32:09.502
30	2	3:01.451	49.955	1:24.806	46.690	86.3	1:35:10.953

Lap	D	Time	Sector 1	Sector 2	Sector 3	Kph	Elapsed
1	2	2:49.337	52.467	1:14.378	42.492	92.5	2:49.337
2	2	2:43.920	47.055	1:14.369	42.496	95.5	5:33.257
3	2	2:43.197	46.997	1:14.312	41.888	96.0	8:16.454
4	2	2:42.805	46.680	1:13.489	42.636	96.2	10:59.259
5	2	2:40.603	46.792	1:12.855	40.956	97.5	13:39.862
6	2	2:41.483	46.303	1:13.884	41.296	96.9	16:21.345
7	2	2:39.597	45.971	1:12.786	40.840	98.1	19:00.942
8	2	2:41.272	45.862	1:13.626	41.784	97.1	21:42.214
9	2	2:46.067	49.231	1:13.487	43.349	94.3	24:28.281
10	2	3:50.526	1:10.679	1:52.688	47.159	67.9	28:18.807
11	2	2:59.836	52.399	1:20.297	47.140	87.1	31:18.643
12	2	2:57.532	51.582	1:20.089	45.861	88.2	34:16.175
13	2	2:42.515	46.843	1:13.935	41.737	96.3	36:58.690
14	2	2:44.017	46.715	1:14.403	42.899	95.5	39:42.707
15	2	2:56.789 B	47.365	1:15.156	54.268	88.6	42:39.496
16	1	6:39.445	4:21.281	1:28.576	49.588	39.2	49:18.941
17	1	3:13.748	52.885	1:24.409	56.454	80.8	52:32.689
18	1	5:28.944	1:47.531	2:10.473	1:30.940	47.6	58:01.633
19	1	3:12.234	58.964	1:24.825	48.445	81.5	1:01:13.867
20	1	3:05.956	53.130	1:24.660	48.166	84.2	1:04:19.823
21	1	3:04.614	51.992	1:25.360	47.262	84.8	1:07:24.437
22	1	3:02.987	52.374	1:23.738	46.875	85.6	1:10:27.424
23	1	3:02.707	51.430	1:23.288	47.989	85.7	1:13:30.131
24	1	3:01.040	51.126	1:22.855	47.059	86.5	1:16:31.171
25	1	2:59.921	51.161	1:22.179	46.581	87.0	1:19:31.092
26	1	2:59.486	50.441	1:22.511	46.534	87.3	1:22:30.578
27	1	3:01.504	51.900	1:22.692	46.912	86.3	1:25:32.082
28	1	2:59.895	51.002	1:22.348	46.545	87.1	1:28:31.977
29	1	3:00.583	50.715	1:22.987	46.881	86.7	1:31:32.560
30	1	3:07.978	51.914	1:27.253	48.811	83.3	1:34:40.538



SUPERCAR CHALLENGE

SPA EURO RACE

RACE 2

Analysis

Personal Best Session Best B Crossing the finish line in pit lane

Lap	D	Time	Sector 1	Sector 2	Sector 3	Kph	Elapsed	Lap	D	Time	Sector 1	Sector 2	Sector 3	Kph	Elapsed
22	1	3:01.026	51.498	1:23.164	46.364	86.5	1:09:15.268	13	1	2:59.369 B	48.045	1:16.713	54.611	87.3	37:25.523
23	1	3:00.429	50.958	1:22.923	46.548	86.8	1:12:15.697	14	1	6:09.759	4:09.571	1:15.714	44.474	42.3	43:35.282
24	1	2:58.686	51.615	1:21.293	45.778	87.6	1:15:14.383	15	1	3:09.398 B	48.863	1:20.569	59.966	82.7	46:44.680
25	1	2:57.133	50.273	1:21.188	45.672	88.4	1:18:11.516	16	1	8:20.849	5:18.620	1:37.310	1:24.919	31.2	55:05.529
26	1	2:58.916	50.727	1:21.996	46.193	87.5	1:21:10.432	17	1	4:35.296	1:45.619	1:56.839	52.838	56.9	59:40.825
27	1	2:59.534	50.564	1:22.012	46.958	87.2	1:24:09.966	18	1	3:17.150	56.445	1:29.928	50.777	79.4	1:02:57.975
28	1	2:59.943	50.523	1:22.452	46.968	87.0	1:27:09.909	19	1	3:12.112	56.558	1:26.154	49.400	81.5	1:06:10.087
29	1	2:58.734	50.935	1:21.646	46.153	87.6	1:30:08.643	20	1	3:10.386	54.156	1:27.938	48.292	82.2	1:09:20.473
30	1	2:56.680	49.687	1:21.090	45.903	88.6	1:33:05.323	21	1	3:10.373	53.541	1:26.778	50.054	82.2	1:12:30.846

422 **Ferry Monster Autosport** SEAT SPORT LEON CUP RACER

1. Dennis HOUWELING SPS
2. Aart-Jan RINGELBERG

1	1	2:49.530	52.988	1:14.766	41.776	92.3	2:49.530
2	1	2:42.576	46.258	1:14.000	42.318	96.3	5:32.106
3	1	2:42.769	46.395	1:15.385	40.989	96.2	8:14.875
4	1	2:37.136	45.114	1:11.500	40.522	99.7	10:52.011
5	1	2:39.762	45.527	1:12.455	41.780	98.0	13:31.773
6	1	2:42.921	48.120	1:13.320	41.481	96.1	16:14.694
7	1	2:37.109	45.480	1:11.658	39.971	99.7	18:51.803
8	1	2:38.319	44.961	1:11.438	41.920	98.9	21:30.122
9	1	2:38.973	45.201	1:13.299	40.473	98.5	24:09.095
10	1	3:58.491	1:26.801	1:51.048	40.642	65.6	28:07.586
11	1	2:39.567	47.153	1:11.979	40.435	98.1	30:47.153
12	1	3:18.344	45.819	1:34.699	57.826	78.9	34:05.497
13	1	2:39.367	45.950	1:13.108	40.309	98.3	36:44.864
14	1	2:39.009	45.264	1:13.126	40.619	98.5	39:23.873
15	1	2:40.959			42.359	97.3	42:04.832
16	1	2:54.961 B	46.302	1:14.273	54.386	89.5	44:59.793
17	1	6:42.029	4:30.720	1:24.510	46.799	38.9	51:41.822
18	1	4:34.416	1:05.700	2:02.768	1:25.948	57.1	56:16.238
19	1	3:58.629	1:44.576	1:26.056	47.997	65.6	1:00:14.867
20	1	3:05.633	52.957	1:24.270	48.406	84.3	1:03:20.500
21	1	3:04.408	53.549	1:24.588	46.271	84.9	1:06:24.908
22	1	3:00.758	51.773	1:22.997	45.988	86.6	1:09:25.666
23	1	3:00.403	51.362	1:23.288	45.753	86.8	1:12:26.069
24	1	3:00.555	52.013	1:23.056	45.486	86.7	1:15:26.624
25	1	2:57.041	50.385	1:21.544	45.112	88.4	1:18:23.665
26	1	2:59.373	50.691	1:21.344	47.338	87.3	1:21:23.038
27	1	3:00.105	50.736	1:23.242	46.127	86.9	1:24:23.143
28	1	2:57.565	50.268	1:22.076	45.221	88.2	1:27:20.708
29	1	2:57.956	50.592	1:21.871	45.493	88.0	1:30:18.664
30	1	2:57.451	50.147	1:21.949	45.355	88.2	1:33:16.115

444 **BlueBerry Racing** BMW E46 M3

1. Ronald VAN LOON SPS
2. Luuk VAN LOON

1	1	2:54.706	56.566	1:15.464	42.676	89.6	2:54.706
2	1	2:44.704	47.251	1:14.697	42.756	95.1	5:39.410
3	1	2:43.953	47.283	1:13.855	42.815	95.5	8:23.363
4	1	2:43.888	47.342	1:14.107	42.439	95.5	11:07.251
5	1	2:43.510	47.228	1:13.786	42.496	95.8	13:50.761
6	1	2:43.348	47.410	1:13.796	42.142	95.9	16:34.109
7	1	2:44.092	47.073	1:14.255	42.764	95.5	19:18.201
8	1	2:43.287	47.001	1:14.071	42.215	95.9	22:01.488
9	1	2:45.575	48.033	1:14.374	43.168	94.6	24:47.063
10	1	3:35.932	58.155	1:54.511	43.266	72.5	28:22.995
11	1	2:58.522	51.327	1:19.948	47.247	87.7	31:21.517
12	1	2:56.781	50.929	1:20.001	45.851	88.6	34:18.298
13	1	2:54.313	49.889	1:21.439	42.985	89.8	37:12.611
14	1	2:43.788	47.170	1:14.492	42.126	95.6	39:56.399
15	1	2:52.647 B	47.230	1:13.632	51.785	90.7	42:49.046
16	1	6:30.361	4:23.084	1:21.625	45.652	40.1	49:19.407
17	1	3:11.239	51.421	1:23.100	56.718	81.8	52:30.646
18	1	5:28.886	1:45.634	2:12.765	1:30.487	47.6	57:59.532
19	1	3:04.333	56.395	1:22.322	45.616	85.0	1:01:03.865
20	1	3:00.973	50.594	1:25.359	45.020	86.5	1:04:04.838
21	1	2:56.763	50.583	1:21.026	45.154	88.6	1:07:01.601
22	1	2:57.554	50.020	1:22.026	45.508	88.2	1:09:59.155
23	1	2:58.412	51.517	1:21.710	45.185	87.7	1:12:57.567
24	1	2:56.880	50.707	1:20.893	45.280	88.5	1:15:54.447
25	1	3:01.023	50.557	1:24.104	46.362	86.5	1:18:55.470
26	1	2:58.901	51.037	1:22.736	45.128	87.5	1:21:54.371
27	1	2:56.713	49.535	1:21.191	45.987	88.6	1:24:51.084
28	1	2:55.336	49.748	1:20.773	44.815	89.3	1:27:46.420
29	1	2:55.792	50.043	1:21.387	44.362	89.1	1:30:42.212
30	1	2:54.700	49.269	1:20.735	44.696	89.6	1:33:36.912

435 **Racing Team Oosten & Bizitter** BMW ZILHOUETTE


1. Hielke OOSTEN SPS
2. Sipke BIJZITTER

1	1	3:01.862	1:01.671	1:17.113	43.078	86.1	3:01.862
2	1	2:46.544	48.351	1:15.475	42.718	94.0	5:48.406
3	1	2:46.941	48.215	1:15.576	43.150	93.8	8:35.347
4	1	2:47.537	48.468	1:15.757	43.312	93.5	11:22.884
5	1	2:46.196	48.271	1:15.346	42.579	94.2	14:09.080
6	1	2:49.783	48.095	1:17.630	44.058	92.2	16:58.863
7	1	2:49.188	48.391	1:16.654	44.143	92.5	19:48.051
8	1	2:48.980	48.691	1:16.997	43.292	92.7	22:37.031
9	1	2:51.364	48.833	1:18.159	44.372	91.4	25:28.395
10	1	3:09.424	50.630	1:32.957	45.837	82.7	28:37.819
11	1	2:52.429	50.527	1:17.411	44.491	90.8	31:30.248
12	1	2:55.906	51.215	1:18.498	46.193	89.0	34:26.154

445 **Strandpark Kustlicht** BMW SPS

1. Robert VAN DEN BERG
2. Benjamin VAN DEN BERG


1	1	2:54.030	53.935	1:17.398	42.697	90.0	2:54.030
2	1	2:43.904	46.186	1:15.193	42.525	95.5	5:37.934
3	1	2:42.046	45.800	1:14.258	41.988	96.6	8:19.980
4	1	2:43.820	46.122	1:15.716	41.982	95.6	11:03.800
5	1	2:43.956	46.455	1:14.960	42.541	95.5	13:47.756



SUPERCAR CHALLENGE
SPA EURO RACE
RACE 2

Analysis

							■ Personal Best ■ Session Best ■ Crossing the finish line in pit lane								
Lap	D	Time	Sector 1	Sector 2	Sector 3	Kph	Elapsed	Lap	D	Time	Sector 1	Sector 2	Sector 3	Kph	Elapsed
454 Intersport Racing 1. Dan STRINGFELLOW							BMW E92 M3 SPS								
1	1	2:55.750	57.675	1:15.965	42.110	89.1	2:55.750								
2	1	2:42.510	46.568	1:13.467	42.475	96.4	5:38.260								
3	1	2:39.584	46.112	1:12.775	40.697	98.1	8:17.844								
4	1	2:41.436	45.518	1:13.841	42.077	97.0	10:59.280								
5	1	2:38.188	45.914	1:11.960	40.314	99.0	13:37.468								
6	1	2:38.024	45.566	1:11.750	40.708	99.1	16:15.492								
7	1	2:38.284	45.149	1:12.447	40.688	98.9	18:53.776								
8	1	2:37.745	44.802	1:12.293	40.650	99.2	21:31.521								
9	1	2:37.996	45.185	1:12.428	40.383	99.1	24:09.517								
10	1	3:58.882	1:26.878	1:51.497	40.507	65.6	28:08.399								
11	1	2:39.528	46.613	1:12.192	40.723	98.2	30:47.927								
12	1	3:17.783	45.307	1:34.910	57.566	79.2	34:05.710								
13	1	2:38.209	45.363	1:12.245	40.601	99.0	36:43.919								
14	1	2:45.181	45.274	1:13.570	46.337	94.8	39:29.100								
15	1	6:28.886	4:14.792	1:17.880	56.214	40.2	45:57.986								
16	1	6:52.028	4:40.022	1:23.847	48.159	38.0	52:50.014								
17	1	5:16.199	1:36.433	2:08.050	1:31.716	49.5	58:06.213								
18	1	3:12.285	58.334	1:26.244	47.707	81.4	1:01:18.498								
19	1	3:02.351	52.035	1:24.103	46.213	85.9	1:04:20.849								
20	1	2:59.804	51.242	1:22.837	45.725	87.1	1:07:20.653								
21	1	3:00.012	51.567	1:23.280	45.165	87.0	1:10:20.665								
22	1	2:58.381	50.494	1:22.869	45.018	87.7	1:13:19.046								
23	1	2:58.214	51.365	1:21.913	44.936	87.9	1:16:17.260								
24	1	2:56.572	50.269	1:21.760	44.543	88.7	1:19:13.832								
25	1	2:56.800	49.907	1:21.481	45.412	88.6	1:22:10.632								
26	1	2:56.025	49.741	1:21.078	45.206	88.9	1:25:06.657								
27	1	2:57.244	49.765	1:22.713	44.766	88.4	1:28:03.901								
28	1	2:56.431	49.503	1:21.550	45.378	88.7	1:31:00.332								
29	1	2:55.532	49.566	1:21.284	44.682	89.2	1:33:55.864								
459 BS Racing Team 1. Marcel VAN DE MAAT 2. Peter SCHREURS							BMW E46 GTR SPS								
1	1	2:47.939												93.2	2:47.939
2	1	2:43.696												95.6	5:31.635
3	1	2:43.877												95.6	8:15.512
4	1	2:39.309												98.3	10:54.821
5	1	2:38.955												98.5	13:33.776
6	1	2:40.563												97.5	16:14.339
7	1	2:40.973												97.3	18:55.312
8	1	2:42.080												96.6	21:37.392
471 Van der Kooi Racing 1. Jan VAN DER KOOI 2. Priscilla SPEELMAN							LOTUS EXIGE SPS								
1	1	2:54.869												89.6	2:54.869
2	1	2:43.636		45.958	1:14.730	42.948								95.7	5:38.505
3	1	2:44.410		46.384	1:14.336	43.690								95.3	8:22.915
4	1	3:15.128		54.212	1:26.238	54.678								80.2	11:38.043
5	1	8:40.520		6:06.145	1:30.071	1:04.304								30.0	20:18.563
488 Krayem Racing 1. David KRAYEM 2. Ben SCRIVENS							GINETTA G50 GT4 SPS								
1	1	2:51.568												91.3	2:51.568
2	1	2:42.023												96.6	5:33.591
3	1	2:40.109												97.8	8:13.700
4	1	2:37.462												99.4	10:51.162
5	1	2:38.509												98.8	13:29.671
6	1	2:37.380												99.5	16:07.051
7	1	2:38.189												99.0	18:45.240
8	1	2:37.114												99.7	21:22.354
9	1	2:39.543												98.1	24:01.897
10	1	2:55.808												89.1	26:57.705
11	1	2:59.751												87.1	29:57.456
12	1	4:06.333												63.6	34:03.789
13	1	2:46.937												93.8	36:50.726
14	1	6:35.361												39.6	43:26.087
15	1	3:14.050												80.7	46:40.137
16	1	5:49.019												44.8	52:29.156
17	1	5:29.779												47.5	57:58.935
18	1	3:27.194												75.6	1:01:26.129
19	1	3:32.712												73.6	1:04:58.841
20	1	3:21.426												77.7	1:08:20.267
21	1	3:12.622												81.3	1:11:32.889
22	1	3:06.508												84.0	1:14:39.397
23	1	3:09.198												82.8	1:17:48.595
24	1	3:18.277												79.0	1:21:06.872
25	1	3:11.351												81.8	1:24:18.223
26	1	3:17.334												79.4	1:27:35.557
27	1	3:13.189												81.0	1:30:48.746
28	1	3:15.789												80.0	1:34:04.535
503 Spirit Racing 1. Rob NIEMAN							RENAULT CLIO RS 2.0 SPO								
1	1	3:09.845												82.5	3:09.845
2	1	2:53.468												90.3	6:03.313
3	1	2:55.690												89.1	8:59.003




SUPERCAR CHALLENGE

SPA EURO RACE

RACE 2

Analysis

							■ Personal Best ■ Session Best ■ Crossing the finish line in pit lane								
Lap	D	Time	Sector 1	Sector 2	Sector 3	Kph	Elapsed	Lap	D	Time	Sector 1	Sector 2	Sector 3	Kph	Elapsed
523 Spirit Racing 1. Jos VELDBOER 2. Piet DE GIJER RENAULT CLIO RS 2.0 SPO							18	1	5:02.206	1:42.593	2:08.475	1:11.138	51.8	58:45.646	
23	1	3:21.189	57.613	1:30.812	52.764	77.8	1:18:56.603								
24	1	3:17.580	56.837	1:29.352	51.391	79.2	1:22:14.183								
25	1	3:17.241	56.746	1:29.244	51.251	79.4	1:25:31.424								
26	1	3:17.784	57.819	1:29.390	50.575	79.2	1:28:49.208								
27	1	3:14.793	56.697	1:27.517	50.579	80.4	1:32:04.001								
28	1	3:14.854	56.236	1:28.772	49.846	80.4	1:35:18.855								
1	1	3:16.638	1:08.177	1:21.449	47.012	79.6	3:16.638								
2	1	2:59.617	51.862	1:20.845	46.910	87.2	6:16.255								
3	1	2:59.626	51.805	1:21.023	46.798	87.2	9:15.881								
4	1	3:00.025	51.874	1:21.336	46.815	87.0	12:15.906								
5	1	3:02.114	52.932	1:21.381	47.801	86.0	15:18.020								
6	1	3:00.437	52.386	1:20.738	47.313	86.8	18:18.457								
7	1	2:59.964	51.836	1:20.590	47.538	87.0	21:18.421								
8	1	3:00.332	52.045	1:21.179	47.108	86.8	24:18.753								
9	1	3:59.116	1:19.186	1:52.866	47.064	65.4	28:17.869								
10	1	3:00.012	52.958	1:20.294	46.760	87.0	31:17.881								
11	1	2:58.062	51.951	1:19.998	46.113	87.9	34:15.943								
12	1	3:04.187	53.049	1:23.129	48.009	85.0	37:20.130								
13	1	2:59.965	52.357	1:21.152	46.456	87.0	40:20.095								
14	1	3:06.757 B	52.175	1:20.451	54.131	83.8	43:26.852								
15	1	6:50.734	4:15.986	1:39.170	55.578	38.1	50:17.586								
16	1	3:43.030	1:00.249	1:38.917	1:03.864	70.2	54:00.616								
17	1	4:48.542	1:28.544	2:06.607	1:13.391	54.3	58:49.158								
18	1	3:27.231	1:03.984	1:31.772	51.475	75.6	1:02:16.389								
19	1	3:22.581	57.997	1:32.995	51.589	77.3	1:05:38.970								
20	1	3:20.323	57.493	1:32.204	50.626	78.2	1:08:59.293								
21	1	3:22.111	57.252	1:33.605	51.254	77.5	1:12:21.404								
22	1	3:21.520	57.078	1:31.771	52.671	77.7	1:15:42.924								
23	1	3:24.834	59.775	1:32.682	52.377	76.4	1:19:07.758								
24	1	3:17.149	55.490	1:31.361	50.298	79.4	1:22:24.907								
25	1	3:20.785	56.622	1:32.851	51.312	78.0	1:25:45.692								
26	1	3:18.053	56.407	1:31.631	50.015	79.1	1:29:03.745								
27	1	3:18.452	56.827	1:31.736	49.889	78.9	1:32:22.197								
28	1	3:15.968	55.168	1:30.305	50.495	79.9	1:35:38.165								
526 Bronckhorst Car Racing 1. Harold WISSELINK 2. Toon RUTGERS BMW M130I SPO							19	1	3:14.444	55.712	1:28.287	50.445	80.5	1:02:00.090	
1	1	3:07.025	1:03.081	1:18.671	45.273	83.7	3:07.025								
2	1	2:53.224	51.247	1:17.931	44.046	90.4	6:00.249								
3	1	2:51.124	50.574	1:16.434	44.116	91.5	8:51.373								
4	1	2:51.597	50.553	1:16.983	44.061	91.2	11:42.970								
5	1	2:51.415	50.875	1:16.342	44.198	91.4	14:34.385								
6	1	2:50.104	50.222	1:16.206	43.676	92.0	17:24.489								
7	1	2:51.762	50.389	1:16.010	45.363	91.2	20:16.251								
8	1	2:50.233	50.137	1:16.243	43.853	92.0	23:06.484								
9	1	2:53.949	50.437	1:18.833	44.679	90.0	26:00.433								
10	1	2:53.448	51.665	1:17.011	44.772	90.3	28:53.881								
11	1	2:51.644	50.927	1:16.763	43.954	91.2	31:45.525								
12	1	2:51.290	50.375	1:16.907	44.008	91.4	34:36.815								
13	1	4:09.693 B	50.979	2:03.411	1:15.303	62.7	38:46.508								
14	1	8:00.647	5:37.337	1:29.001	54.309	32.6	46:47.155								
15	1	3:29.876	57.654	1:36.273	55.949	74.6	50:17.031								
16	1	3:45.560	1:01.630	1:40.878	1:03.052	69.4	54:02.591								
525 Traxx Racing 1. Chris VOET 2. Bart VAN DEN BROECK PEUGOT RCZ SPO							20	1	3:14.430	55.804	1:29.142	49.484	80.5	1:05:14.520	
1	1	3:02.716	1:01.040	1:17.148	44.528	85.7	3:02.716								
2	1	2:49.164	49.495	1:16.217	43.452	92.6	5:51.880								
3	1	2:50.147	49.043	1:17.488	43.616	92.0	8:42.027								
4	1	2:49.046	49.247	1:16.278	43.521	92.7	11:31.073								
5	1	2:50.392	49.367	1:16.345	44.680	91.9	14:21.465								
6	1	2:50.633	49.211	1:17.854	43.568	91.8	17:12.098								
7	1	2:50.111	48.980	1:16.326	44.805	92.0	20:02.209								
8	1	2:48.849	49.111	1:16.320	43.418	92.7	22:51.058								
9	1	2:51.334	50.242	1:16.772	44.320	91.4	25:42.392								
10	1	2:58.190	51.272	1:20.450	46.468	87.9	28:40.582								
11	1	2:52.180	50.713	1:16.811	44.656	90.9	31:32.762								
12	1	2:55.133	50.092	1:19.255	45.786	89.4	34:27.895								
13	1	2:53.051	50.288	1:18.187	44.576	90.5	37:20.946								
14	1	2:50.587	49.510	1:17.026	44.051	91.8	40:11.533								
15	1	2:57.930 B	49.183	1:16.722	52.025	88.0	43:09.463								
16	1	7:02.458	4:37.712	1:30.326	54.420	37.0	50:11.921								
17	1	3:31.519	55.882	1:34.593	1:01.044	74.0	53:43.440								
555 Van der Kooij Racing 1. Carlijn BERGSMA 2. Pieter DE JONG LOTUS EXIGE SPO							21	1	3:14.985	55.311	1:28.292	51.382	80.3	1:08:29.505	
1	1	3:07.001	1:02.031	1:18.977	45.993	83.7	3:07.001								
2	1	2:51.658	51.089	1:16.232	44.337	91.2	5:58.659								
3	1	2:50.201	50.100	1:15.806	44.295	92.0	8:48.860								
4	1	2:49.972	49.767	1:15.950	44.255	92.1	11:38.832								
5	1	2:51.255	50.162	1:16.140	44.953	91.4	14:30.087								
6	1	2:50.205	50.317	1:15.604	44.284	92.0	17:20.292								
7	1	2:50.945	49.997	1:16.180	44.768	91.6	20:11.237								
8	1	2:51.559	50.370	1:16.094	45.095	91.3	23:02.796								
9	1	2:53.438	51.897	1:16.552	44.989	90.3	25:56.234								
10	1	2:53.464	52.202	1:16.406	44.856	90.3	28:49.698								
11	1	2:51.143	50.856	1:15.716	44.571	91.5	31:40.841								
12	1	2:50.961	50.817	1:15.817	44.327	91.6	34:31.802								
13	1	2:51.906	50.036	1:17.281	44.589	91.1	37:23.708								
14	1	2:58.933 B	50.262	1:17.700	50.971	87.5	40:22.641								
15	1	6:36.210 B	4:12.917	1:24.904	58.389	39.5	46:58.851								
16	1	4:49.505	2:33.016	1:23.848	52.641	54.1	51:48.356								
17	1	4:28.506	59.816	2:02.729	1:25.961	58.3	56:16.862								
18	1	4:00.833	1:44.478	1:27.344	49.011	65.0	1:00:17.695								
19	1	3:07.131	55.241	1:24.191	47.699	83.6	1:03:24.826								
20	1	3:06.305	55.232	1:23.846	47.227	84.0	1:06:31.131								
21	1	3:07.020	55.166	1:24.234	47.620	83.7	1:09:38.151								
22	1	3:05.405	54.828	1:23.150	47.427	84.5	1:12:43.556								
23	1	3:05.366	54.273	1:23.577	47.516	84.5	1:15:48.922								



SUPERCAR CHALLENGE
SPA EURO RACE
RACE 2

Analysis

■ Personal Best ■ Session Best B Crossing the finish line in pit lane

Lap	D	Time	Sector 1	Sector 2	Sector 3	Kph	Elapsed	Lap	D	Time	Sector 1	Sector 2	Sector 3	Kph	Elapsed
24	1	3:03.345	53.456	1:22.695	47.194	85.4	1:18:52.267								
25	1	3:03.306	53.626	1:22.804	46.876	85.5	1:21:55.573								
26	1	3:02.687	53.424	1:22.171	47.092	85.7	1:24:58.260								
27	1	3:03.469	53.818	1:22.783	46.868	85.3	1:28:01.729								
28	1	3:02.180	53.133	1:21.834	47.213	85.9	1:31:03.909								
29	1	3:01.956	53.452	1:21.254	47.250	86.1	1:34:05.865								

577 Spirit Racing
1. Stan VAN OORD

RENAULT CLIO RS 2.0
SPO

1	1	3:07.481	1:04.179	1:18.303	44.999	83.5	3:07.481								
2	1	2:55.124	51.195	1:18.651	45.278	89.4	6:02.605								
3	1	2:51.751	49.962	1:16.964	44.825	91.2	8:54.356								
4	1	2:50.753	50.326	1:15.964	44.463	91.7	11:45.109								
5	1	2:50.814	49.999	1:15.820	44.995	91.7	14:35.923								
6	1	2:50.083	49.911	1:16.081	44.091	92.0	17:26.006								
7	1	2:50.500	50.101	1:16.045	44.354	91.9	20:16.506								
8	1	2:50.845	50.271	1:16.121	44.453	91.7	23:07.351								
9	1	2:54.282	50.028	1:18.756	45.498	89.9	26:01.633								
10	1	2:53.842	51.701	1:17.261	44.880	90.0	28:55.475								
11	1	2:51.868	50.463	1:16.886	44.519	91.1	31:47.343								
12	1	2:50.197	50.362	1:15.900	43.935	92.0	34:37.540								
13	1	3:03.020	50.326	1:18.783	53.911	85.6	37:40.560								
14	1	6:18.294	4:13.558	1:18.406	46.330	41.4	43:58.854								
15	1	3:08.969	51.220	1:21.589	56.160	82.8	47:07.823								
16	1	4:50.741	2:35.770	1:24.926	50.045	53.8	51:58.564								
17	1	4:33.287	1:11.501	1:49.351	1:32.435	57.3	56:31.851								
18	1	3:57.766	1:39.753	1:28.113	49.900	65.8	1:00:29.617								
19	1	3:11.519	56.126	1:25.926	49.467	81.8	1:03:41.136								
20	1	3:13.147	57.418	1:26.065	49.664	81.0	1:06:54.283								
21	1	3:12.044	56.051	1:26.846	49.147	81.5	1:10:06.327								
22	1	3:10.213	55.706	1:26.361	48.146	82.3	1:13:16.540								
23	1	3:07.634	55.096	1:24.533	48.005	83.5	1:16:24.174								
24	1	3:06.868	54.665	1:24.312	47.891	83.8	1:19:31.042								
25	1	3:13.443	53.896	1:30.856	48.691	80.9	1:22:44.485								
26	1	3:11.313	54.153	1:28.198	48.962	81.8	1:25:55.798								
27	1	3:10.264	54.724	1:26.769	48.771	82.3	1:29:06.062								
28	1	3:12.827	55.957	1:27.440	49.430	81.2	1:32:18.889								
29	1	3:09.646	55.218	1:26.338	48.090	82.6	1:35:28.535								